


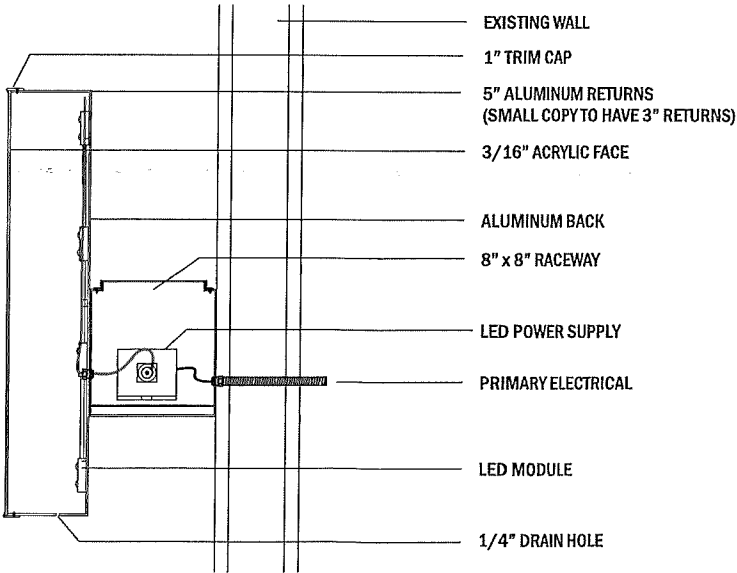
1 PROPOSED: SOUTH ELEVATION. TYPICAL ILLUMINATED CHANNEL LETTERS ON RACEWAYS.  
1 SCALE: 3/16" = 1' - 0"

PROJECT	SALES: JC    DESIGN: MW	SIGN TYPE
WESTWOOD COMMUNITY CHURCH 6301 CECILIA CIRCLE BLOOMINGTON, MN	DATE: 09.14.18 REV: REV:	EXTERIOR ILLUMINATED CHANNEL LETTERS

PAGE: 1



223.125 SQ FT



2 PROPOSED: 5" BRONZE RETURNS, 1" BRONZE TRIMCAP. WHITE ACRYLIC FACES. WHITE LED ILLUMINATION. RACEWAY COLOR TO BE DETERMINED.  
1 SCALE: 3/8" = 1' - 0"



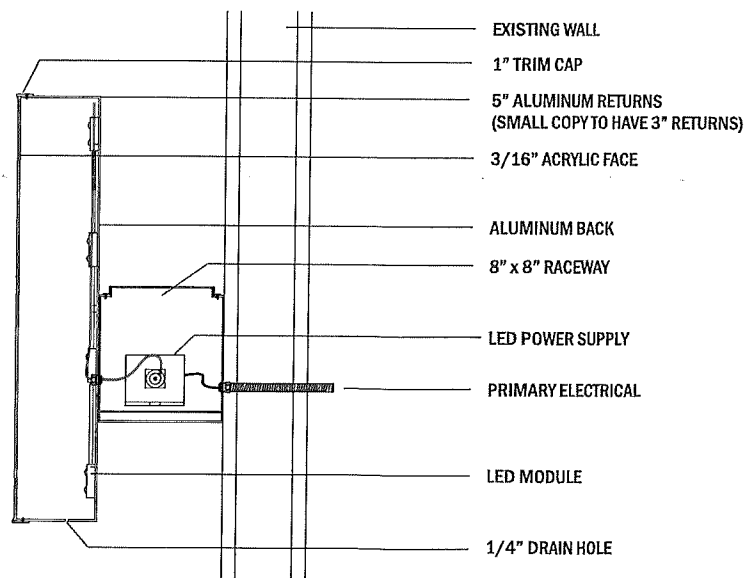


3 PROPOSED: EAST ELEVATION. TYPICAL ILLUMINATED CHANNEL LETTERS ON RACEWAYS.  
1 SCALE: 3/16" = 1' - 0"






99.75 SQ-FT



- 4

1
- PROPOSED: 5" BRONZE RETURNS, 1" BRONZE TRIMCAP. WHITE ACRYLIC FACES. WHITE LED ILLUMINATION. RACEWAY COLOR TO BE DETERMINED.  
SCALE: 3/8" = 1' - 0"



5  
1

PROPOSED: 3MM BRONZE DIBOND PANEL WITH WHITE VINYL GRAPHICS.

SCALE: 3/8" = 1' - 0"

LANDMARK Architectural Signs	<small>ALL DESIGN, MANUFACTURING, REPRODUCTION, USE, AND SALE OF THIS DOCUMENT IS STRICTLY PROHIBITED WITHOUT THE WRITTEN CONSENT OF LANDMARK SIGNS. THIS DOCUMENT IS SUBMITTED UNDER A CONFIDENTIAL UNDERSTANDING THAT THE RECIPIENT OF THIS DOCUMENT ASSUMES CUSTODY AND AGREES THAT THE DOCUMENT AND ANY PART OF IT'S CONTENT NOT TO BE COPIED OR REPRODUCED IN WHOLE, OR IN PART, OR ANY OF IT'S CONTENTS BE REVEALED IN WHOLE OR IN PART TO OTHER PARTIES EXCEPT FOR WHICH IT IS AGREED UPON BY LANDMARK SIGNS AND RECIPIENT, NOR SHALL ANY DESIGN FEATURES UNIQUE TO THIS DOCUMENT BE INCORPORATED IN ANY OTHER PROJECT. P.O. BOX 1234 17576 HEMLOCK AVENUE LAKEVILLE, MN 55044 763.639.7766</small>	PROJECT	SALES: JC    DESIGN: MW	SIGN TYPE
		WESTWOOD COMMUNITY CHURCH 6301 CECILIA CIRCLE BLOOMINGTON, MN	DATE: 09.14.18 REV: REV:	EXTERIOR ILLUMINATED CHANNEL LETTERS





South Elevation

CASE FILE #PL201800374







