

# Senerflex Finishes

## COLORS & TEXTURES

Available in 128 standard and custom colors in a variety of textures to complement the design freedom of Senergy Wall Systems or to impart the look of stucco on other exterior and interior walls.

## PACKAGING

31.7 kg per 19-liter pail  
(70 lbs per 5-gallon pail)

## COVERAGE

Coverage rates may vary depending on the texture porosity of substrate and application techniques.

**Classic Finish:** 13 m<sup>2</sup> (140 ft<sup>2</sup>) per pail

**Coarse Finish:** 8.3 m<sup>2</sup> (90 ft<sup>2</sup>) per pail

**Fine Finish:** 13 m<sup>2</sup> (140 ft<sup>2</sup>) per pail

**Sahara Finish:** 11.1 m<sup>2</sup> (120 ft<sup>2</sup>) per pail

**Texture Finish:** For smooth finish application: Approximately 400 ft<sup>2</sup> per coat, per pail (minimum 2 coats).  
For skip trowel: Approximately 170 ft<sup>2</sup> per pail.

## DESCRIPTION

100% acrylic polymer finishes with advanced technology to improve long-term performance and dirt pick-up resistance.

## USES

1. Provides an aesthetically pleasing surface color and texture for Senergy Wall Systems.
2. Can also be utilized as a textured finish for poured concrete or unit masonry, conventional stucco, and interior veneer plaster or gypsum wallboard.

## TECHNICAL INFORMATION

Consult the Master Builders Solutions Wall Systems Technical Services Department for specific recommendations concerning all other applications. Consult the Senergy website, [senergy.master-builders-solutions.com/en](http://senergy.master-builders-solutions.com/en), for additional information about products and systems and for updated literature.

## ADVANTAGES

100% acrylic polymer-based chemistry; provides long-term durability and weather resistance

Integral color; reduces maintenance and recoating

Weather resistant; repels water and resists wind-driven rain

Seals existing, non-moving hairline cracks

Breathable; does not blister, peel or flake


Abrasion resistant; durable

Factory mixed; ready to use, no additives to mix

Water based; safe, non-toxic, clean up easily with soap and water


## MIXING

1. Mix the contents of the factory-prepared Finish pail with a low speed drill and paddle mixer until thoroughly blended.
2. A small amount of clean, potable water may be added to adjust workability. (Do not exceed 10 oz of water per 5 gallon pail.)
3. Additives are not permitted.
4. Close container when not in use.
5. Clean tools and equipment with water immediately after use. Dried material can only be removed mechanically.




#### FINE

Factory-mixed, 100% acrylic polymer finish coat. Available in Senergy's standard colors and custom colors. Fine Finish utilizes uniformly-sized aggregates for a uniform, fine texture.




#### SAHARA

Factory-mixed, 100% acrylic polymer finish coat. Available in Senergy's standard colors and custom colors. Sahara Finish provides a uniform, "pebble" appearance.




#### TEXTURE

Factory-mixed, 100% acrylic polymer finish coat. Available in Senergy's standard colors and custom colors. Texture Finish can achieve a wide variety of free-formed, textured appearances, including stipple and skip-trowel. Note: If a "smooth" application is required, multiple coats and skillful application techniques will be required.



#### CLASSIC

Factory-mixed, 100% acrylic polymer finish coat. Available in Senergy's standard colors and custom colors. Classic Finish has a medium "worm-holed" appearance which is achieved by the random aggregate sizes in the Finish. The "worm-holed" look can be circular, random, vertical or horizontal.



#### COARSE

Factory-mixed, 100% acrylic polymer finish coat. Available in Senergy's standard colors and custom colors. Coarse Finish has a heavy "worm-holed" appearance which is achieved by the random aggregate sizes in the Finish. The "worm-holed" look can be circular, random, vertical or horizontal.

## Technical Data

TEST	RESULT
<b>Fire Tests:</b> <b>UL 723/ASTM E84</b> Surface Burning Characteristics	Flame Spread < 25 Smoke Developed < 450
<b>Physical Tests:</b> <b>ASTM E96 Method B</b> Water Vapor Transmission	Classic Finish with Alpha Base Coat/ Flexguard 4 & Hi-Impact 20: 1.7 Perms Sahara Finish with Alpha Base Coat/ Flexguard 4: 15.1 Perms Classic Finish with Alpha Base Coat/Flexguard 4: 19 Perms Classic Finish with Alpha Dry Base Coat/Flexguard 4: 22.4 Perms
<b>ASTM D2247</b> Water Resistance in 100% R.H.	No deleterious effects after 14 days exposure.
<b>ASTM B117</b> Salt Fog Resistance	No change after 300 hours.
<b>Mil. Std. 810B Method 508</b> Mildew Resistance	No fungus growth after 28 days.
<b>Chemical Resistance</b> (Determined by spot testing the sample surface with turpentine, mineral spirits, and 10% hydrochloric acid for 4 hours).	Turpentine = slight softening Mineral spirits = slight softening 10% Hydrochloric acid = slight softening
<b>ASTM D968</b> Abrasion Resistance	Finish Coat not worn through after 686 liters of falling sand.
<b>ASTM G53</b> Accelerated Weathering	No significant deleterious effects after 7500 hours.
<b>ASTM G23</b> Accelerated Weathering	No significant deleterious effects after 2000 hours.
<b>Acid Rain</b>	Finish Coat was slightly soft upon removal, but recovered upon overnight drying.

## SURFACE PREPARATION

Substrates must be clean, dry, sound and free of loose material, releasing agents, paint, efflorescence, contaminants and other coatings. Fill cracks or voids with an appropriate, compatible material to provide a solid substrate prior to application of Senerflex Finish. Ensure patching material is dry prior to application of Senerflex Finish.

**Note: For color uniformity, not for adhesion assistance.**

### CONCRETE:

1. Allow concrete to cure prior to application of Senerflex Finish.
2. Remove all projections, form lines and release agents.

3. When needed, apply Master Builders Solutions Tinted Primer to cured concrete with a sprayer, 10 mm (3/8") nap roller at a rate of approximately 3.6–6.1 m<sup>2</sup> per liter (150–250 ft<sup>2</sup> per gallon). Master Builders Solutions Tinted Primer shall be dry to the touch before proceeding to the Senerflex Finish application.

### UNIT MASONRY:

1. Allow unit masonry to cure prior to application of Senerflex Finish.
2. Remove all loose mortar and projections.
3. When needed, apply a leveling coat of Alpha Genie Base Coat to provide a smooth surface and minimize the likelihood of mortar joint read-through prior to application of Senerflex Finish.

### STUCCO:

1. Allow stucco to cure before applying Senerflex Finish.
2. When needed, apply Master Builders Solutions stucco prime to cured stucco with a sprayer, 10 mm (3/8") nap roller at a rate of approximately 3.6–6.1 m<sup>2</sup> per liter (150–250 ft<sup>2</sup> per gallon). Master Builders Solutions stucco prime shall be dry to the touch before proceeding to the Senerflex Finish application.

## APPLICATION

1. Apply finish directly to the acceptable substrate with a clean, stainless steel trowel.  
**Note: In order to minimize the possibility of Base Coat read-through with 330 Maxi-White in Classic, Base Coat read-through with Classic Finish in Maxi-White is applicator dependent.**
2. Apply and level finish during the same operation to minimum obtainable thickness consistent with uniform coverage.
3. Maintain a wet edge on finish by applying and texturing continually over the wall surface.
4. Work finish to corners, joints or other natural breaks and do not allow material to set up within an uninterrupted wall area.
5. Float finish to achieve final texture.

## LIMITATIONS

1. Does not bridge moving cracks.
2. Must be stored, applied and protected at least 24 hours after installation and until dry at 4 °C (40 °F) or more. Protect from extreme heat and direct sunlight.
3. Protect Senergy materials during transportation and installation to avoid physical damage.
4. Do not apply Senergy materials to frozen surfaces.
5. If using a thicker application of Texture Finish, a longer drying period will be required.
6. Appearance of Classic and Coarse might vary if floated by different mechanics.
7. Shelf life is two years when unopened and stored as directed.
8. (Do not exceed 10 oz of water per 5 gallon pail.)
9. **Select Finish Coat color with a light reflective value (LRV) of 20% or higher. The use of dark colors (LRV less than 20%) is not recommended with EIFS that incorporate expanded polystyrene (EPS). EPS has a sustained service temperature limitation of approximately 160 °F (71 °C).**

## HEALTH, SAFETY AND ENVIRONMENTAL

Read, understand and follow all Safety Data Sheets and product label information for this product prior to use. The SDS can be obtained by visiting [www.master-builders-solutions.com/en-us](http://www.master-builders-solutions.com/en-us), e-mailing your request to [mbsbscst@mbcc-group.com](mailto:mbsbscst@mbcc-group.com) or calling +1 (800) 433-9517. Use only as directed.

**IN CASE OF EMERGENCY: Call CHEMTEL +1 (800) 255-3924 or if outside the US or Canada, +1 (813) 248-0585.**

## VOC CONTENT

26–37 g/l, or 0.22–0.31 lbs/gal less water and exempt solvents.

## LIMITED WARRANTY NOTICE

Master Builders Solutions Construction Systems US, LLC ("Master Builders") warrants this product to be free from manufacturing defects and to meet the technical properties on the current Technical Data Guide, if used as directed within shelf life. Satisfactory results depend not only on quality products but also upon many factors beyond our control. MASTER BUILDERS MAKES NO OTHER WARRANTY OR GUARANTEE, EXPRESS OR IMPLIED, INCLUDING WARRANTIES OF MERCHANTABILITY OR FITNESS FOR A PARTICULAR PURPOSE WITH RESPECT TO ITS PRODUCTS. The sole and exclusive remedy of Purchaser for any claim concerning this product, including but not limited to, claims alleging breach of warranty, negligence, strict liability or otherwise, is shipment to purchaser of product equal to the amount of product that fails to meet this warranty or refund of the original purchase price of product that fails to meet this warranty, at the sole option of Master Builders. Any claims concerning this product must be received in writing within one (1) year from the date of shipment and any claims not presented within that period are waived by Purchaser. MASTER BUILDERS WILL NOT BE RESPONSIBLE FOR ANY SPECIAL, INCIDENTAL, CONSEQUENTIAL (INCLUDING LOST PROFITS) OR PUNITIVE DAMAGES OF ANY KIND.

Purchaser must determine the suitability of the products for the intended use and assumes all risks and liabilities in connection therewith. This information and all further technical advice are based on Master Builders' present knowledge and experience. However, Master Builders assumes no liability for providing such information and advice including the extent to which such information and advice may relate to existing third party intellectual property rights, especially patent rights, nor shall any legal relationship be created by or arise from the provision of such information and advice. Master Builders reserves the right to make any changes according to technological progress or further developments. The Purchaser of the Product(s) must test the product(s) for suitability for the intended application and purpose before proceeding with a full application of the product(s). Performance of the product described herein should be verified by testing and carried out by qualified experts.

**FOR PROFESSIONAL USE ONLY. NOT FOR SALE TO OR USE BY THE GENERAL PUBLIC.**

For the most current version of this literature, please visit our website at [senergy.master-builders-solutions.com/en](http://senergy.master-builders-solutions.com/en).

# Sahara Finish

100% acrylic polymer finish coat

## Product Bulletin

### DESCRIPTION

Factory-mixed, 100% acrylic polymer finish coat. SAHARA Finish provides a uniform "pebble" appearance.

### PACKAGING





31.7-kg per 19-liter pail  
(70-lbs per 5-gallon pail)

### COVERAGE

(Approximate) 11.1 m<sup>2</sup> (120 ft<sup>2</sup>)  
per pail

### COLORS

Available in a wide variety of  
standard and custom colors



### USES

1. Provides an aesthetically pleasing surface color and texture for the SENERGY Wall Systems.
2. Can also be utilized as a textured Finish for poured concrete or unit masonry, conventional stucco, SENERGY STUCCO Wall System, SENERGY Cement-Board Stucco, certain insulating concrete forms, and interior veneer plaster or gypsum wallboard.

Features	Benefits
100% Acrylic polymer chemistry	Long-term durability and weather resistance
Integral color	Reduced maintenance and recoating
Weather resistant	Repels water and resists wind-driven rain
Seals existing, non-moving hairline cracks	Protects
Breathable	Doesn't blister, peel or flake

## MIXING

1. Thoroughly mix the factory-prepared SAHARA Finish with a mixer until thoroughly blended.
2. A small amount of clean, potable water may be added to adjust workability.
3. Additives are not permitted.
4. Close container when not in use.
5. Clean tools with soap and water immediately after use.

## APPLICATION

1. Substrate shall be dry, clean, sound and free of releasing agents, paint or other residue or coatings. Verify substrate is flat, free of fins or planar irregularities greater than 6.4 mm in 3 m (1/4" in 10').
2. Apply SAHARA Finish directly to the Senergy Base Coat/ Reinforcing Mesh with a clean, stainless steel trowel.
3. Apply and level SAHARA Finish during the same operation to minimum obtainable thickness consistent with uniform coverage.
4. Maintain a wet edge on SAHARA Finish by applying and texturing continually over the wall surface.
5. Work SAHARA Finish to corners, joints or other natural breaks and do not allow material to set up within an uninterrupted wall area.
6. Float SAHARA Finish to achieve final texture.

## LIMITATIONS

1. Protect Senergy materials during transportation and installation to avoid physical damage.
2. Store Senergy materials in a cool, dry place protected from freezing. Store at no less than 4°C (40°F). Protect from extreme heat and direct sunlight. Shelf life is two years when unopened and stored as directed.
3. Do not apply Senergy materials in ambient temperatures below 4°C (40°F). Provide supplementary heat during installation and drying period (at least 24 hours after installation and until dry) when temperatures less than 4°C (40°F) prevail.
4. Do not apply Senergy materials to frozen surfaces.
5. Samples of SAHARA Finish are available from Senergy for color approval only. Samples for job approval must be made in the field by the applicator, and approved prior to ordering.

## HEALTH, SAFETY AND ENVIRONMENTAL

Read, understand and follow all Safety Data Sheets and product label information for this product prior to use. The SDS can be obtained by visiting [www.senergy.basf.com](http://www.senergy.basf.com). Use only as directed.

## TECHNICAL SUPPORT

Consult our Technical Services Department for specific recommendations concerning all other applications. Consult the web site, [www.senergy.basf.com](http://www.senergy.basf.com) for additional information and for updated literature.

## WARRANTY

BASF warrants this product to be free from manufacturing defects and to meet the technical properties on the current Product Bulletin, if used as directed within shelf life. Satisfactory results depend not only on quality products but also upon many factors beyond our control. BASF MAKES NO OTHER WARRANTY OR GUARANTEE, EXPRESS OR IMPLIED, INCLUDING WARRANTIES OF MERCHANTABILITY OR FITNESS FOR A PARTICULAR PURPOSE WITH RESPECT TO ITS PRODUCTS. The sole and exclusive remedy of Purchaser for any claim concerning this product, including but not limited to, claims alleging breach of warranty, negligence, strict liability or otherwise, is shipment to purchaser of product equal to the amount of product that fails to meet this warranty or refund of the original purchase price of product that fails to meet this warranty, at the sole option of BASF. In the absence of an extended warranty issued by BASF, any claims concerning this product must be received in writing within one (1) year from the date of shipment and any claims not presented within that period are waived by Purchaser. BASF WILL NOT BE RESPONSIBLE FOR ANY SPECIAL, INCIDENTAL, CONSEQUENTIAL (INCLUDING LOST PROFITS) OR PUNITIVE DAMAGES OF ANY KIND.

Purchaser must determine the suitability of the products for the intended use and assumes all risks and liabilities in connection therewith. This information and all further technical advice are based on BASF's present knowledge and experience. However, BASF assumes no liability for providing such information and advice including the extent to which such information and advice may relate to existing third party intellectual property rights, especially patent rights, nor shall any legal relationship be created by or arise from the provision of such information and advice. BASF reserves the right to make any changes according to technological progress or further developments. The Purchaser of the Product(s) must test the product(s) for suitability for the intended application and purpose before proceeding with a full application of the product(s). Performance of the product described herein should be verified by testing and carried out by qualified experts.