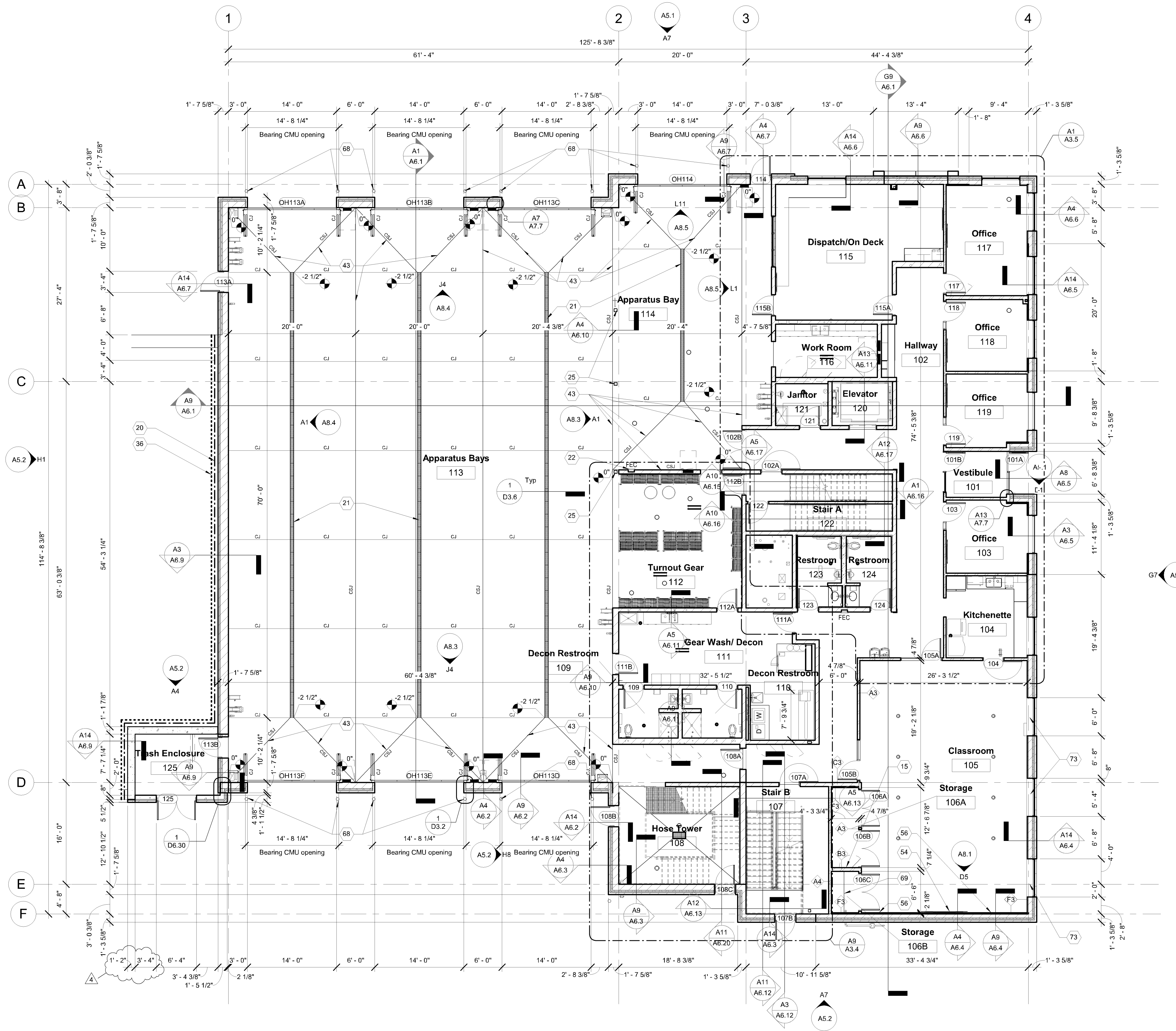


CASE #PL2021-186

APPROVED
Zoning Review Only
04/12/2022 NMJ



Floor Plan Keynotes

- 1 Single water cooler with bottle filler, see Mechanical drawings
- 2 Double water cooler with bottle filler, see Mechanical drawings
- 3 Ice maker, provided by Owner and installed by Contractor
- 4 Mop sink, see Mechanical drawings
- 5 4'-0" high FRP panels at each wall adjacent to mop sink
- 6 Eye wash, see Mechanical
- 7 Flammable waste separator, see Mechanical drawings
- 8 Steel column, see Structural drawings, paint by Contractor
- 9 Turn-out gear washer, provided by Owner and installed by Contractor
- 10 Turn-out gear washer, provided by Owner and installed by Contractor
- 11 5 gallon soap dispenser bucket, provided by Owner
- 12 Stainless steel manifold access door, 24" wide by 24" high, AD-03
- 13 Stainless steel manifold access door, 32" wide by 24" high, AD-02
- 14 Stainless steel manifold access door, 40" wide by 24" high, AD-01
- 15 Manifold access door, 24" wide by 24" high, AD-04, mount 6" AFF to bottom of access door, paint to match wall
- 16 Raised 4" concrete platform
- 17 Residential washer, provided by Owner and installed by Contractor
- 18 Residential dryer, provided by Owner and installed by Contractor
- 19 Utility sink, see Mechanical drawings
- 20 Waterproofing extents, see Details
- 21 Trench drain, see Mechanical drawings
- 22 Semi-recessed fire extinguisher cabinet
- 23 Triple tier metal lockers
- 24 Galvanized guardrail gate
- 25 Galvanized steel column, see Structural drawings, paint with HPC
- 26 Galvanized guardrail
- 27 Galvanized guardrail, paint with HPC
- 28 Galvanized steel ship's ladder
- 29 Galvanized metal grating stair landing
- 30 Galvanized metal grating balcony landing
- 31 Galvanized guardrail and handrail at landings
- 32 Galvanized hose drying rack, see Structural drawings
- 33 Stainless steel checkplate sill at training opening
- 34 Galvanized steel checkplate window sill
- 35 Raised 12" concrete platform
- 36 Drain tile extents, see Details, see Civil drawings
- 37 Drain tile extents at elevator pit, see Details, see Civil drawings
- 38 Floor breach training opening with wood joist infill and cover of 2" full sheets of plywood, see Structural drawings
- 39 Concrete floor, slope to drain
- 40 Wrap gypsum board behind washer box to maintain fire rating of wall
- 41 Floor drain, see Mechanical drawings, do not slope floor this location
- 42 Floor drain, see Mechanical drawings, slope floor to drain
- 43 Concrete floor, slope to drain, separate pour at each construction joint (CSJ)
- 44 4" x 5" prefinished curb at shower
- 45 Toilet accessories this room, provided by Owner and installed by Contractor, except handicap grab bars to be provided and installed by Contractor
- 46 Toilet accessories this room, provided by Owner and installed by Contractor
- 47 Fire department connection (FDC), see Mechanical drawings
- 48 Shower floor, slope 1/2" to drain
- 49 Shower floor, slope 1/4" to drain
- 50 Provide blocking in walls for future handicap grab bars
- 51 Dumb locker
- 52 Guardrail between window jambs this location
- 53 Patio grill, provided by Owner, installed by Contractor
- 54 Television by Owner, provide backing for bracket mounting at metal stud walls
- 55 Tempered mirror
- 56 4'-0" x 4'-0" mahogany board
- 57 Training standpipes, see Mechanical drawings
- 58 Self-closing gate at stairs to basement, see Detail Book
- 59 Microwave, provided by Owner
- 60 Residential range, provided by Owner and installed by Contractor
- 61 Refrigerator, provided by Owner and installed by Contractor
- 62 Coffee maker, provided by Owner and installed by Contractor
- 63 Vending machine, provided by Owner
- 64 Frame type F1, paint
- 65 Frame type F2, paint
- 66 Guardrail at landing, paint
- 67 Cane detection railing below stairs with top rail at 2'-3" maximum
- 68 6" steel holdup with cover sleeve
- 69 Surface-mounted adjustable shelving standards with bracket supports, provide (5) 1" thick plastic laminate shelves
- 70 Stainless steel corner guard
- 71 Fire box, provided by Owner, installed by Contractor
- 72 Shower rod and curtain
- 73 Solid surface window sill
- 74 First aid kit, provided by Owner
- 75 Seal all gaps in wall at top of wall for sound separation this room

ARCHITECT: CNH ARCHITECTS, INC. 7300 14TH WEST STREET SUITE 504 APPLE VALLEY, MN 55124
DATE: 03/15/22 BY: NMJ
PRINT NAME: Quinn S. Johnson
DATE: 03/15/22 BY: NMJ



Bloomington Fire Station #4

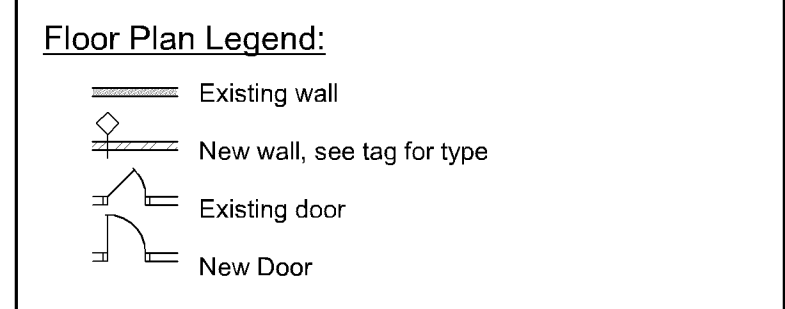
4201 West 84th Street
Bloomington, MN 55437

REVISIONS:

NO.	DESCRIPTION
1	11/22/21
2	11/22/21

CNH NO.: 19116
DATE: 11/22/21
First Floor Plan

Floor Plan Notes:
See Detail Book and Specifications for gypsum board control joint locations and detailing. Verify location in large rooms with Architect.



A3.1

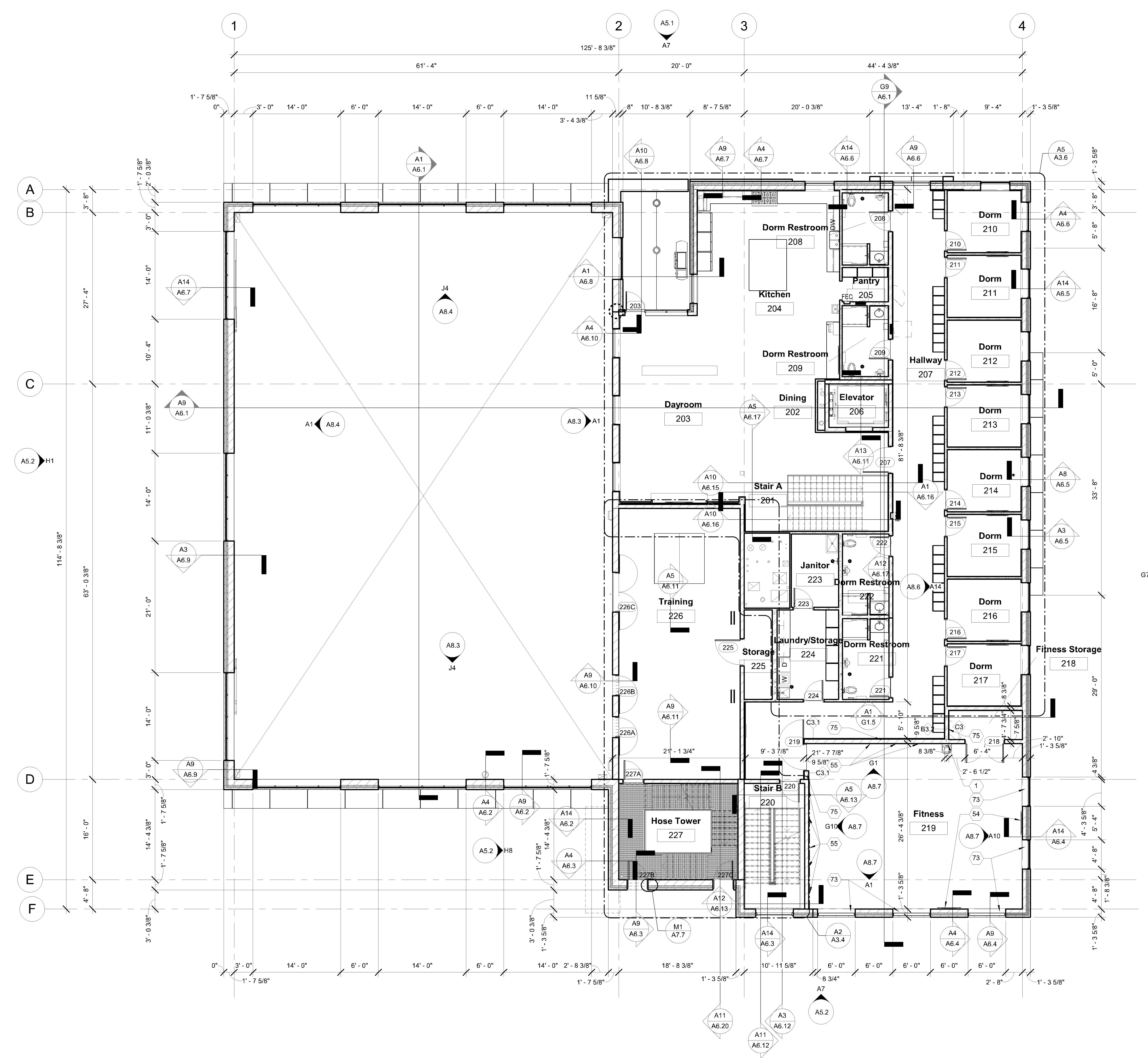
A1
A3.1 1/8" = 1'-0"

CASE #PL2021-186

APPROVED
Zoning Review Only
04/12/2022 NMJ

Floor Plan Keynotes

- 1 Single water cooler with bottle filler, see Mechanical drawings
- 2 Double water cooler with bottle filler, see Mechanical drawings
- 3 Ice maker, provided by Owner and installed by Contractor
- 4 Mop sink, see Mechanical drawings
- 5 4'-0" high FRP panels at each wall adjacent to mop sink
- 6 Eye wash, see Mechanical
- 7 Flammable waste separator, see Mechanical drawings
- 8 Steel column, see Structural drawings, paint
- 9 Turn-out gear dryer, provided by Owner and installed by Contractor
- 10 Turn-out gear washer, provided by Owner and installed by Contractor
- 11 5 gallon soap dispenser bucket, provided by Owner
- 12 Stainless steel manifold access door, 24" wide by 24" high, AD-03
- 13 Stainless steel manifold access door, 32" wide by 24" high, AD-02
- 14 Stainless steel manifold access door, 40" wide by 24" high, AD-01
- 15 Manifold access door, 24" wide by 24" high, AD-04, mount 6" AFF to bottom of access door, paint to match wall
- 16 Raised 4" concrete platform
- 17 Residential washer, provided by Owner and installed by Contractor
- 18 Residential dryer, provided by Owner and installed by Contractor
- 19 Utility sink, see Mechanical drawings
- 20 Waterproofing extents, see Details
- 21 Trench drain, see Mechanical drawings
- 22 Semi-enclosed fire extinguisher cabinet
- 23 Triple tier metal lockers
- 24 Galvanized guardrail gate
- 25 Galvanized steel column, see Structural drawings, paint with HPC
- 26 Galvanized guardrail
- 27 Galvanized guardrail, paint with HPC
- 28 Galvanized steel ship's ladder
- 29 Galvanized metal grating stair landing
- 30 Galvanized metal grating balcony landing
- 31 Galvanized guardrail and handrail at landings
- 32 Galvanized hose drying rack, see Structural drawings
- 33 Stainless steel checkplate sill at training opening
- 34 Galvanized guardrail gate
- 35 Raised 12" concrete platform
- 36 Drain tile extents, see Details, see Civil drawings
- 37 Drain tile extents at elevator pit, see Details, see Civil drawings
- 38 Floor breach training opening with wood joist infill and cover of 2 full sheets of plywood, see Structural drawings
- 39 Concrete floor, slope to drain
- 40 Wrap gypsum board behind washer box to maintain fire rating of wall
- 41 Floor drain, see Mechanical drawings, do not slope floor this location
- 42 Floor drain, see Mechanical drawings, slope floor to drain
- 43 Concrete floor, slope to drain, separate pour at each construction joint (CSJ)
- 44 4" x 5" prefinished curb at shower
- 45 Toilet accessories this room, provided by Owner and installed by Contractor, except handicap grab bars to be provided and installed by Contractor
- 46 Toilet accessories this room, provided by Owner and installed by Contractor
- 47 Fire department connection (FDC), see Mechanical drawings
- 48 Shower floor, slope 1/2" to drain
- 49 Shower floor, slope 1/4" to drain
- 50 Provide blocking in walls for future handicap grab bars
- 51 Dorm locker
- 52 Guardrail between window jambs this location
- 53 Patio grill, provided by Owner, installed by Contractor
- 54 Television by Owner, provide backing for bracket mounting at metal stud walls
- 55 Tempered mirror
- 56 4'-0" x 4'-0" markerboard
- 57 Training standpipes, see Mechanical drawings
- 58 Self-closing gate at stairs to basement; see Detail Book
- 59 Microwave, provided by Owner
- 60 Residential range, provided by Owner and installed by Contractor
- 61 Refrigerator, provided by Owner and installed by Contractor
- 62 Coffee maker, provided by Owner and installed by Contractor
- 63 Vending machine, provided by Owner
- 64 Frame type F1; paint
- 65 Frame type F2; paint
- 66 Guardrail at landing; paint
- 67 Cane detection railing below stairs with top rail at 2'-3" maximum
- 68 8" steel holdup with cover sleeve
- 69 Surface-mounted adjustable shelving standards with bracket supports, provide (5) 1" thick plastic laminate shelves
- 70 Stainless steel corner guard
- 71 Fire box, provided by Owner, installed by Contractor
- 72 Shower rod and curtain
- 73 Solid surface window sill
- 74 First aid kit, provided by Owner
- 75 Seal all gaps in wall at top of wall for sound separation this room



Floor Plan Notes:
See Detail Book and Specifications for gypsum board control joint locations and detailing. Verify location in large rooms with Architect.

Floor Plan Legend:
Existing wall
New wall, see tag for type
Existing door
New Door

C:\NEVT (local files)\REVIT\2021\19116 - Bloomington Fire Station #4_djacobson@cnh.net
1/26/2022 3:12:19 PM

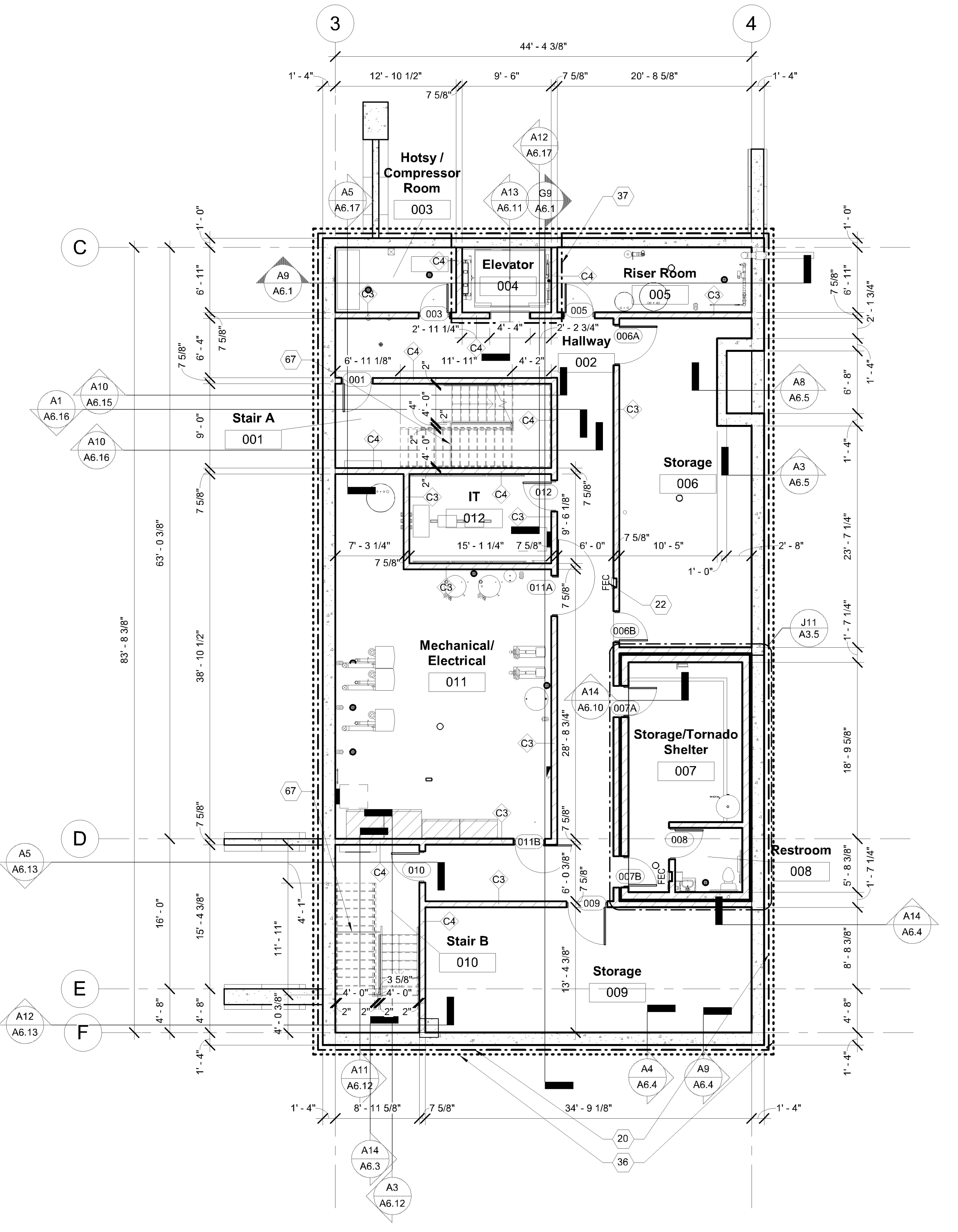
Second Floor Plan
A1
A3.2 1/8" = 1'-0"

CASE #PL2021-186

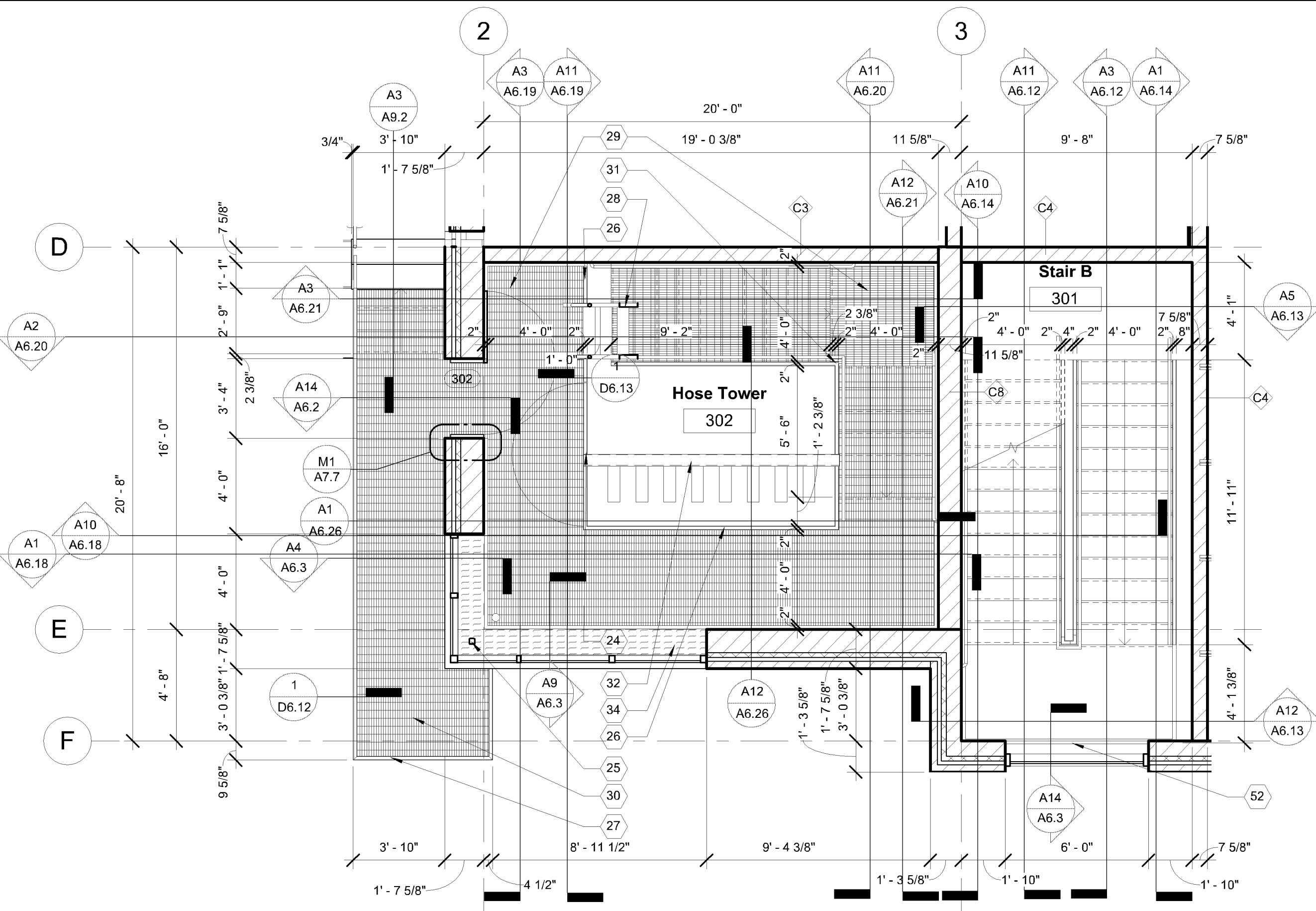
APPROVED
Zoning Review Only
04/12/2022 NMJ

Floor Plan Keynotes

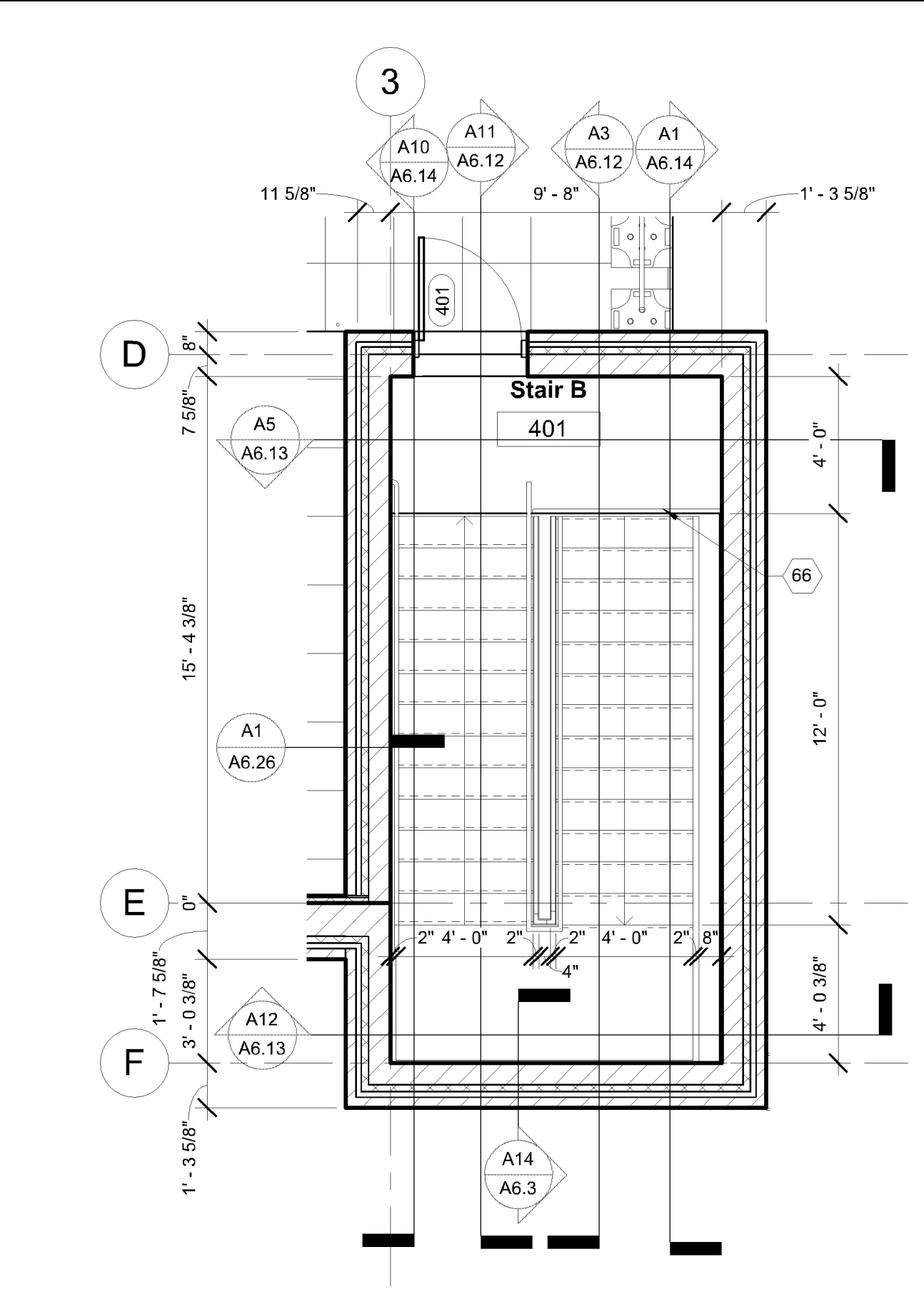
- 1 Single water cooler with bottle filler, see Mechanical drawings
- 2 Double water cooler with bottle filler, see Mechanical drawings
- 3 Ice maker, provided by Owner and installed by Contractor
- 4 Mop sink, see Mechanical drawings
- 5 4'-0" high FRP panels at each wall adjacent to mop sink
- 6 Eye wash, see Mechanical
- 7 Flammable waste separator, see Mechanical drawings
- 8 Steel column, see Structural drawings, paint
- 9 Turn-out gear dryer, provided by Owner and installed by Contractor
- 10 Turn-out gear washer, provided by Owner and installed by Contractor
- 11 5 gallon soap dispenser bucket, provided by Owner
- 12 Stainless steel manifold access door, 24" wide by 24" high, AD-03
- 13 Stainless steel manifold access door, 32" wide by 24" high, AD-02
- 14 Stainless steel manifold access door, 40" wide by 24" high, AD-01
- 15 Manifold access door, 24" wide by 24" high, AD-04, mount 6" AFF to bottom of access door, paint to match wall
- 16 Raised 4" concrete platform
- 17 Residential washer, provided by Owner and installed by Contractor
- 18 Residential dryer, provided by Owner and installed by Contractor
- 19 Utility sink, see Mechanical drawings
- 20 Waterproofing extents, see Details
- 21 Trench drain, see Mechanical drawings
- 22 Semi-recessed fire extinguisher cabinet
- 23 Triple tier metal lockers
- 24 Galvanized guardrail gate
- 25 Galvanized steel column, see Structural drawings, paint with HPC
- 26 Galvanized guardrail
- 27 Galvanized guardrail, paint with HPC
- 28 Galvanized steel ship's ladder
- 29 Galvanized metal grating stair landing
- 30 Galvanized metal grating balcony landing
- 31 Galvanized guardrail and handrail at landings
- 32 Galvanized hose drying rack, see Structural drawings
- 33 Stainless steel checkplate sill at training opening
- 34 Stainless steel checkplate window sill
- 35 Raised 12" concrete platform
- 36 Drain tile extents, see Details, see Civil drawings
- 37 Drain tile extents at elevator pit, see Details, see Civil drawings
- 38 Floor breach training opening with wood joist infill and cover of 2" full sheets of plywood, see Structural drawings
- 39 Concrete floor, slope to drain
- 40 Wrap gypsum board behind washer box to maintain fire rating of wall
- 41 Floor drain, see Mechanical drawings, do not slope floor this location
- 42 Floor drain, see Mechanical drawings, slope floor to drain
- 43 Concrete floor, slope to drain, separate pour at each construction joint (CSJ)
- 44 4" x 5" prefinished curb at shower
- 45 Toilet accessories this room, provided by Owner and installed by Contractor, except handicap grab bars to be provided and installed by Contractor
- 46 Toilet accessories this room, provided by Owner and installed by Contractor
- 47 Fire department connection (FDC), see Mechanical drawings
- 48 Shower floor, slope 1/2" to drain
- 49 Shower floor, slope 1/4" to drain
- 50 Provide blocking in walls for future handicap grab bars
- 51 Dumb locker
- 52 Guardrail between window jambs this location
- 53 Patio grill, provided by Owner, installed by Contractor
- 54 Television by Owner, provide backing for bracket mounting at metal stud walls
- 55 Tempered mirror
- 56 4'-0" x 4'-0" mahogany board
- 57 Training standpipes, see Mechanical drawings
- 58 Self-closing gate at stairs to basement, see Detail Book
- 59 Microwave, provided by Owner
- 60 Residential range, provided by Owner and installed by Contractor
- 61 Refrigerator, provided by Owner and installed by Contractor
- 62 Coffee maker, provided by Owner and installed by Contractor
- 63 Vending machine, provided by Owner
- 64 Frame type F1, paint
- 65 Frame type F2, paint
- 66 Guardrail at landing, paint
- 67 Cane detection railing below stairs with top rail at 2'-3" maximum
- 68 8" steel holdup with cover sleeve
- 69 Surface-mounted adjustable shelving standards with bracket supports, provide (5) 1" thick plastic laminate shelves
- 70 Stainless steel corner guard
- 71 Fire box, provided by Owner, installed by Contractor
- 72 Shower rod and curtain
- 73 Solid surface window sill
- 74 First aid kit, provided by Owner
- 75 Seal all gaps in wall at top of wall for sound separation this room



G10 Basement Floor Plan
A3.3 1/8" = 1'-0"



A6 Third Floor Plan
A3.3 1/4" = 1'-0"



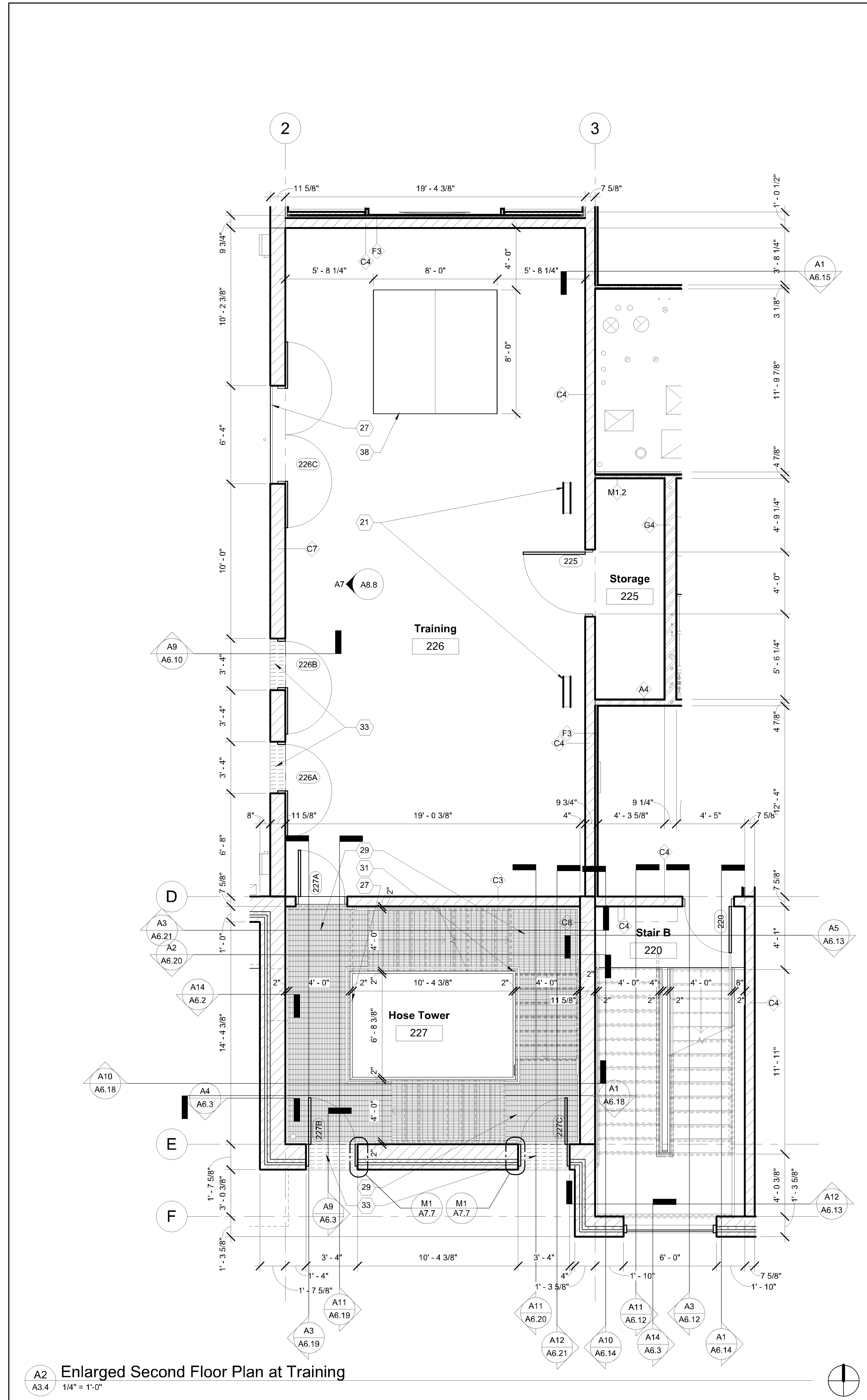
A13 Fourth Floor Plan
A3.3 1/4" = 1'-0"

Floor Plan Notes:
See Detail Book and Specifications for gypsum board control joint locations and detailing. Verify location in large rooms with Architect.

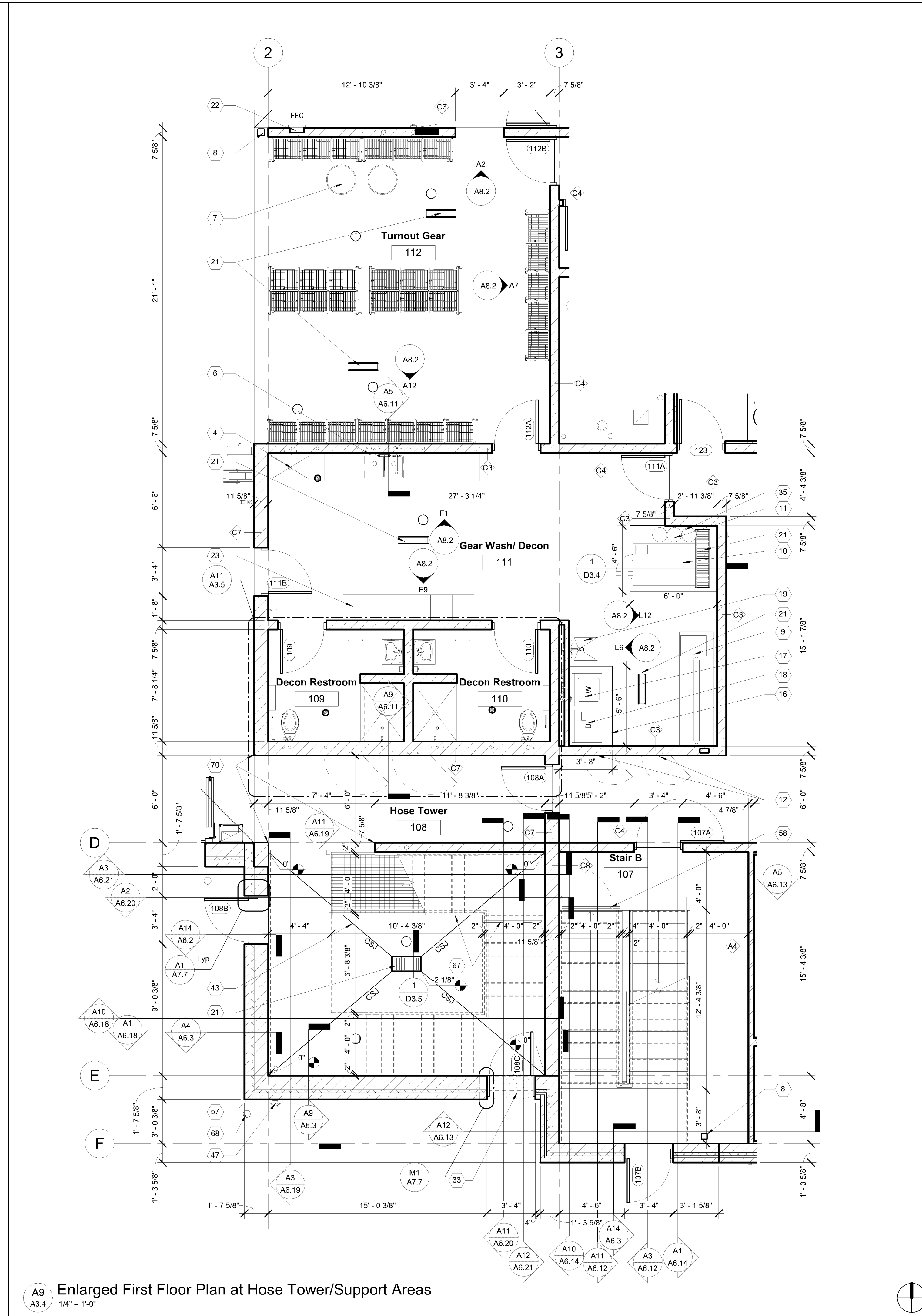
Floor Plan Legend:
Existing wall
New wall, see tag for type
Existing door
New Door

CASE #PL2021-186

APPROVED
Zoning Review Only
04/12/2022 NMJ



A2 Enlarged Second Floor Plan at Training
A3.4 1/4" = 1'-0"



A9 Enlarged First Floor Plan at Hose Tower/Support Areas
A3.4 1/4" = 1'-0"

Floor Plan Keynotes

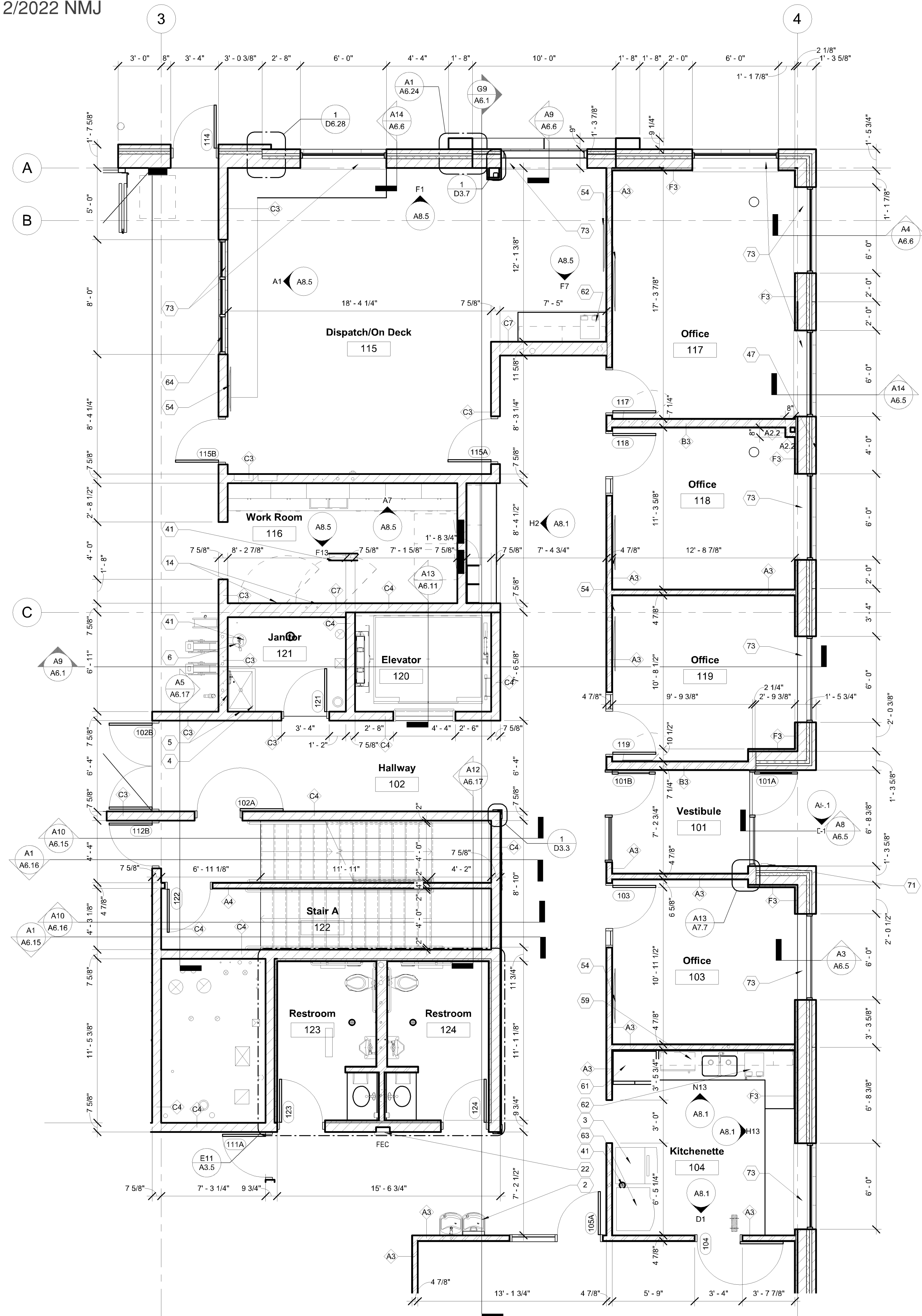
- 1 Single water cooler with bottle filler, see Mechanical drawings
- 2 Double water cooler with bottle filler, see Mechanical drawings
- 3 Ice maker, provided by Owner and installed by Contractor
- 4 Mop sink, see Mechanical drawings
- 5 4'-0" high FRP panels at each wall adjacent to mop sink
- 6 Eye wash, see Mechanical
- 7 Flammable waste separator, see Mechanical drawings
- 8 Steel column, see Structural drawings, paint
- 9 Turn-out gear dryer, provided by Owner and installed by Contractor
- 10 Turn-out gear washer, provided by Owner and installed by Contractor
- 11 5 gallon soap dispenser bucket, provided by Owner
- 12 Stainless steel manifold access door, 24" wide by 24" high, AD-03
- 13 Stainless steel manifold access door, 32" wide by 24" high, AD-02
- 14 Stainless steel manifold access door, 40" wide by 24" high, AD-01
- 15 Manifold access door, 24" wide by 24" high, AD-04, mount 6" AFF to bottom of access door, paint to match wall
- 16 Raised 4" concrete platform
- 17 Residential washer, provided by Owner and installed by Contractor
- 18 Residential dryer, provided by Owner and installed by Contractor
- 19 Utility sink, see Mechanical drawings
- 20 Waterproofing extents, see Details
- 21 Trench drain, see Mechanical drawings
- 22 Semi-recessed fire extinguisher cabinet
- 23 Triple tier metal lockers
- 24 Galvanized guardrail gate
- 25 Galvanized steel column, see Structural drawings, paint with HPC
- 26 Galvanized guardrail
- 27 Galvanized guardrail, paint with HPC
- 28 Galvanized steel ship's ladder
- 29 Galvanized metal grating stair landing
- 30 Galvanized metal grating balcony landing
- 31 Galvanized guardrail and handrail at landings
- 32 Galvanized hose drying rack, see Structural drawings
- 33 Stainless steel checkplate sill at training opening
- 34 Stainless steel checkplate window sill
- 35 Raised 12" concrete platform
- 36 Drain tile extents, see Details, see Civil drawings
- 37 Drain tile extents at elevator pit, see Details, see Civil drawings
- 38 Floor breach training opening with wood joist infill and cover of 2 full sheets of plywood, see Structural drawings
- 39 Concrete floor, slope to drain
- 40 Wrap gypsum board behind washer box to maintain fire rating of wall
- 41 Floor drain, see Mechanical drawings, do not slope floor this location
- 42 Floor drain, see Mechanical drawings, slope floor to drain
- 43 Concrete floor, slope to drain, separate pour at each construction joint (CSJ)
- 44 4' x 5' prefabricated curb at shower
- 45 Toilet accessories this room, provided by Owner and installed by Contractor, except handicap grab bars to be provided and installed by Contractor
- 46 Toilet accessories this room, provided by Owner and installed by Contractor
- 47 Fire department connection (FDC), see Mechanical drawings
- 48 Shower floor, slope 1/2" to drain
- 49 Shower floor, slope 1/4" to drain
- 50 Provide blocking in walls for future handcap grab bars
- 51 Dumb locker
- 52 Guardrail between window jambs this location
- 53 Patio grill, provided by Owner, installed by Contractor
- 54 Television by Owner, provide backing for bracket mounting at metal stud walls
- 55 Tempered mirror
- 56 4'-0" x 4'-0" mahogany board
- 57 Training standpipes, see Mechanical drawings
- 58 Self-closing gate at stairs to basement, see Detail Book
- 59 Microwave, provided by Owner
- 60 Residential range, provided by Owner and installed by Contractor
- 61 Refrigerator, provided by Owner and installed by Contractor
- 62 Coffee maker, provided by Owner and installed by Contractor
- 63 Vending machine, provided by Owner
- 64 Frame type F1, paint
- 65 Frame type F2, paint
- 66 Guardrail at landing, paint
- 67 Cane detection railing below stairs with top rail at 2'-3" maximum
- 68 8" steel bolted with cover sleeve
- 69 Surface-mounted adjustable shelving standards with bracket supports, provide (5) 1" thick plastic laminate shelves
- 70 Stainless steel corner guard
- 71 Fire box, provided by Owner, installed by Contractor
- 72 Shower rod and curtain
- 73 Solid surface window sill
- 74 First aid kit, provided by Owner
- 75 Seal all gaps in wall at top of wall for sound separation this room

Floor Plan Notes:
See Detail Book and Specifications for gypsum board control joint locations and detailing. Verify location in large rooms with Architect.

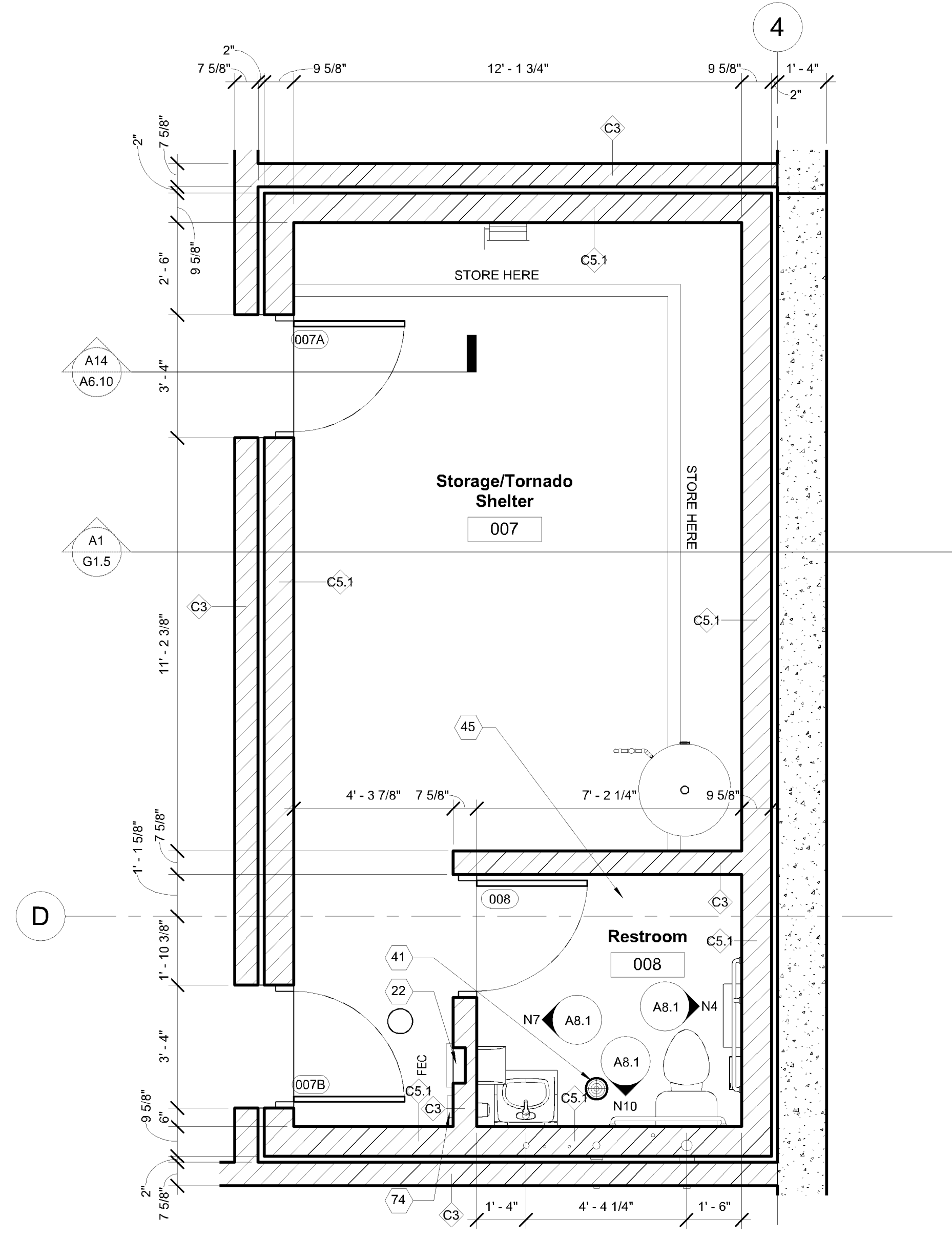
- Floor Plan Legend:**
- Existing wall
 - New wall, see tag for type
 - Existing door
 - New Door

CASE #PL2021-186

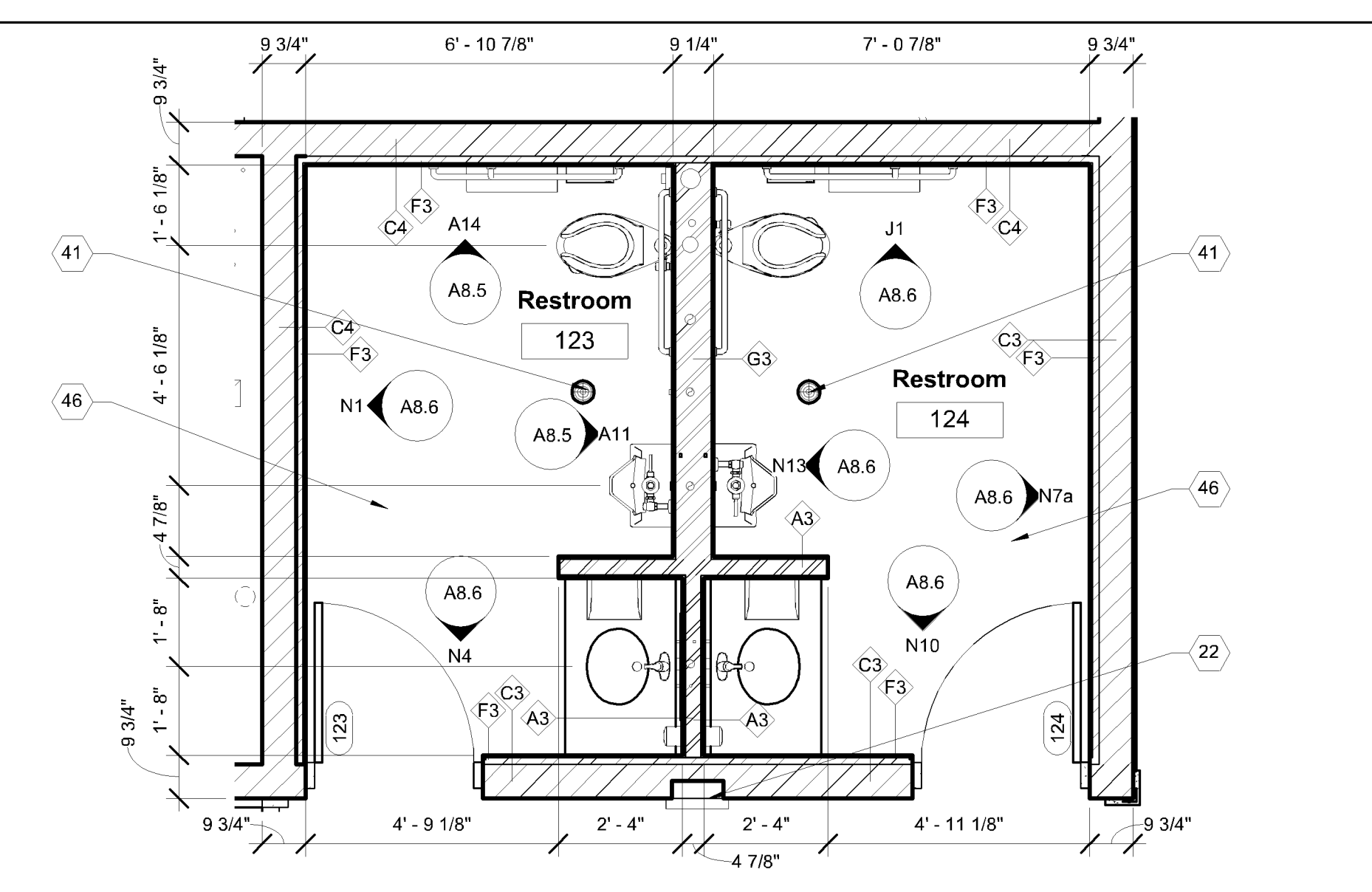
APPROVED
Zoning Review Only
04/12/2022 NMJ



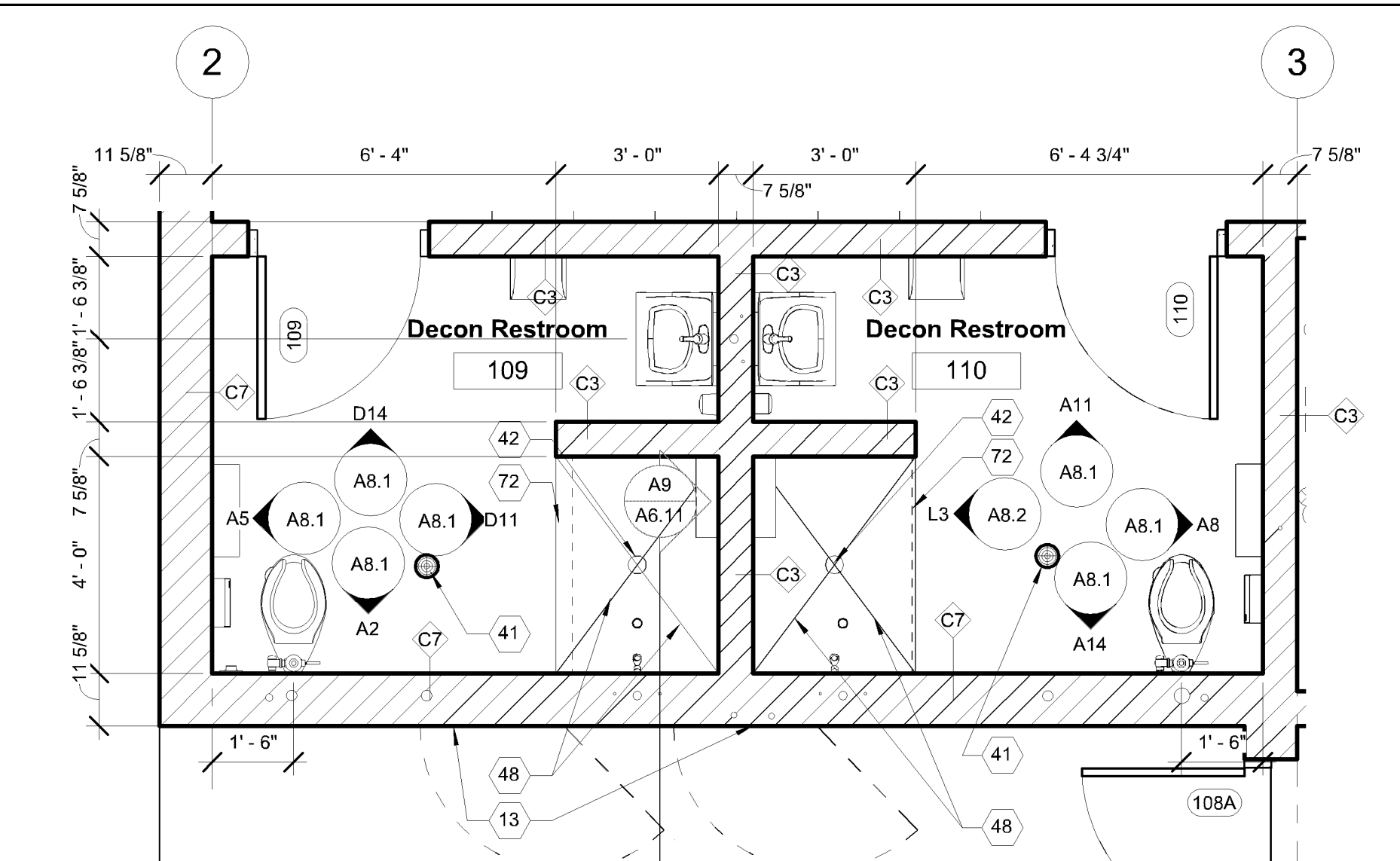
A1
A3.5 1/4" = 1'-0"



J11
A3.5 3/8" = 1'-0"



E11
A3.5 3/8" = 1'-0"



A11
A3.5 3/8" = 1'-0"

Floor Plan Keynotes

- 1 Single water cooler with bottle filler, see Mechanical drawings
- 2 Double water cooler with bottle filler, see Mechanical drawings
- 3 Ice maker, provided by Owner and installed by Contractor
- 4 Mop sink, see Mechanical drawings
- 5 4'-0" high FRP panels at each wall adjacent to mop sink
- 6 Eye wash, see Mechanical
- 7 Flammable waste separator, see Mechanical drawings
- 8 Steel column, see Structural drawings, paint
- 9 Turn-out gear dryer, provided by Owner and installed by Contractor
- 10 Turn-out gear washer, provided by Owner and installed by Contractor
- 11 5 gallon soap dispenser bucket, provided by Owner
- 12 Stainless steel manifold access door, 24" wide by 24" high, AD-03
- 13 Stainless steel manifold access door, 32" wide by 24" high, AD-02
- 14 Stainless steel manifold access door, 40" wide by 24" high, AD-01
- 15 Manifold access door, 24" wide by 24" high, AD-04, mount 6" AFF to bottom of access door, paint to match wall
- 16 Raised 4" concrete platform
- 17 Residential washer, provided by Owner and installed by Contractor
- 18 Residential dryer, provided by Owner and installed by Contractor
- 19 Utility sink, see Mechanical drawings
- 20 Waterproofing extents, see Details
- 21 Trench drain, see Mechanical drawings
- 22 Semi-recessed fire extinguisher cabinet
- 23 Triple tier metal lockers
- 24 Galvanized guardrail and handrail at landing
- 25 Galvanized steel column, see Structural drawings, paint with HPC
- 26 Galvanized guardrail
- 27 Galvanized guardrail, paint with HPC
- 28 Galvanized steel ship's ladder
- 29 Galvanized metal grating stair landing
- 30 Galvanized metal grating balcony landing
- 31 Galvanized guardrail and handrail at landings
- 32 Galvanized hose drying rack, see Structural drawings
- 33 Stainless steel checkplate sill at training opening
- 34 Stainless steel checkplate window sill
- 35 Raised 12" concrete platform
- 36 Drain tile extents, see Details, see Civil drawings
- 37 Drain tile extents at elevator pit, see Details, see Civil drawings
- 38 Floor breach training opening with wood joist infill and cover of 2 full sheets of plywood, see Structural drawings
- 39 Concrete floor, slope to drain
- 40 Wrap gypsum board behind washer box to maintain fire rating of wall
- 41 Floor drain, see Mechanical drawings, do not slope floor this location
- 42 Floor drain, see Mechanical drawings, slope floor to drain
- 43 Concrete floor, slope to drain, separate pour at each construction joint (CSJ)
- 44 4' x 5' prefabricated curb at shower
- 45 Toilet accessories this room, provided by Owner and installed by Contractor, except handicap grab bars to be provided and installed by Contractor
- 46 Toilet accessories this room, provided by Owner and installed by Contractor
- 47 Fire department connection (FDC), see Mechanical drawings
- 48 Shower floor, slope 1/2" to drain
- 49 Shower floor, slope 1/4" to drain
- 50 Provide blocking in walls for future handicap grab bars
- 51 Durn locker
- 52 Guardrail between window jambs this location
- 53 Patio grill, provided by Owner, installed by Contractor
- 54 Television by Owner, provide backing for bracket mounting at metal stud walls
- 55 Tempered mirror
- 56 4'-0" x 4'-0" mahogany board
- 57 Training standpipes, see Mechanical drawings
- 58 Self-closing gate at stairs to basement, see Detail Book
- 59 Microwave, provided by Owner
- 60 Residential range, provided by Owner and installed by Contractor
- 61 Refrigerator, provided by Owner and installed by Contractor
- 62 Coffee maker, provided by Owner and installed by Contractor
- 63 Vending machine, provided by Owner
- 64 Frame type F1, paint
- 65 Frame type F2, paint
- 66 Guardrail at landing, paint
- 67 Cane detection railing below stairs with top rail at 2'-3" maximum
- 68 8" steel holdup with cover sleeve
- 69 Surface-mounted adjustable shelving standards with bracket supports, provide (5) 1" thick plastic laminate shelves
- 70 Stainless steel corner guard
- 71 Fire box, provided by Owner, installed by Contractor
- 72 Shower rod and curtain
- 73 Solid surface window sill
- 74 First aid kit, provided by Owner
- 75 Seal all gaps in wall at top of wall for sound separation this room

Floor Plan Notes:
See Detail Book and Specifications for gypsum board control joint locations and detailing. Verify location in large rooms with Architect.

- Floor Plan Legend:**
- Existing wall
 - New wall, see tag for type
 - Existing door
 - New Door

CASE #PL2021-186

APPROVED
Zoning Review Only
04/12/2022 NMJ

Floor Plan Keynotes

- 1 Single water cooler with bottle filler, see Mechanical drawings
- 2 Double water cooler with bottle filler, see Mechanical drawings
- 3 Ice maker, provided by Owner and installed by Contractor
- 4 Mop sink, see Mechanical drawings
- 5 4'-0" high FRP panels at each wall adjacent to mop sink
- 6 Eye wash, see Mechanical
- 7 Flammable waste separator, see Mechanical drawings
- 8 Steel column, see Structural drawings, paint
- 9 Turn-out gear dryer, provided by Owner and installed by Contractor
- 10 Turn-out gear washer, provided by Owner and installed by Contractor
- 11 5 gallon soap dispenser bucket, provided by Owner
- 12 Stainless steel manifold access door, 24" wide by 24" high, AD-03
- 13 Stainless steel manifold access door, 32" wide by 24" high, AD-02
- 14 Stainless steel manifold access door, 40" wide by 24" high, AD-01
- 15 Manifold access door, 24" wide by 24" high, AD-04, mount 6" AFF to bottom of access door, paint to match wall
- 16 Raised 4" concrete platform
- 17 Residential washer, provided by Owner and installed by Contractor
- 18 Residential dryer, provided by Owner and installed by Contractor
- 19 Utility sink, see Mechanical drawings
- 20 Waterproofing extents, see Details
- 21 Trench drain, see Mechanical drawings
- 22 Semi-recessed fire extinguisher cabinet
- 23 Triple tier metal lockers
- 24 Galvanized guardrail gate
- 25 Galvanized steel column, see Structural drawings, paint with HPC
- 26 Galvanized guardrail
- 27 Galvanized guardrail, paint with HPC
- 28 Galvanized steel ship's ladder
- 29 Galvanized metal grating stair landing
- 30 Galvanized metal grating balcony landing
- 31 Galvanized guardrail and handrail at landings
- 32 Galvanized hose drying rack, see Structural drawings
- 33 Stainless steel checkplate sill at training opening
- 34 Stainless steel checkplate window sill
- 35 Raised 12" concrete platform
- 36 Drain tile extents, see Details, see Civil drawings
- 37 Drain tile extents at elevator pit, see Details, see Civil drawings
- 38 Floor breach training opening with wood joist infill and cover of 2 1/2 sheets of plywood, see Structural drawings
- 39 Concrete floor, slope to drain
- 40 Wrap gypsum board behind washer box to maintain fire rating of wall
- 41 Floor drain, see Mechanical drawings, do not slope floor this location
- 42 Floor drain, see Mechanical drawings, slope floor to drain
- 43 Concrete floor, slope to drain, separate pour at each construction joint (CSJ)
- 44 4' x 5' prefabricated curb at shower
- 45 Toilet accessories this room, provided by Owner and installed by Contractor, except handicap grab bars to be provided and installed by Contractor
- 46 Toilet accessories this room, provided by Owner and installed by Contractor
- 47 Fire department connection (FDC), see Mechanical drawings
- 48 Shower floor, slope 1/2" to drain
- 49 Shower floor, slope 1/4" to drain
- 50 Provide blocking in walls for future handicap grab bars
- 51 Durn locker
- 52 Guardrail between window jambs this location
- 53 Patio grill, provided by Owner, installed by Contractor
- 54 Television by Owner, provide backing for bracket mounting at metal stud walls
- 55 Tempered mirror
- 56 4'-0" x 4'-0" mahogany board
- 57 Training standpipes, see Mechanical drawings
- 58 Self-closing gate at stairs to basement, see Detail Book
- 59 Microwave, provided by Owner
- 60 Residential range, provided by Owner and installed by Contractor
- 61 Refrigerator, provided by Owner and installed by Contractor
- 62 Coffee maker, provided by Owner and installed by Contractor
- 63 Vending machine, provided by Owner
- 64 Frame type F1, paint
- 65 Frame type F2, paint
- 66 Guardrail at landing, paint
- 67 Cane detection railing below stairs with top rail at 2'-3" maximum
- 68 8" steel holdup with cover sleeve
- 69 Surface-mounted adjustable shelving standards with bracket supports, provide (5) 1" thick plastic laminate shelves
- 70 Stainless steel corner guard
- 71 Fire box, provided by Owner, installed by Contractor
- 72 Shower rod and curtain
- 73 Solid surface window sill
- 74 First aid kit, provided by Owner
- 75 Seal all gaps in wall at top of wall for sound separation this room

ARCHITECT: CNH ARCHITECTS, INC.
DESIGNER: QUINN S. HULSON
DATE: 01/28/22
SCALE: AS.6

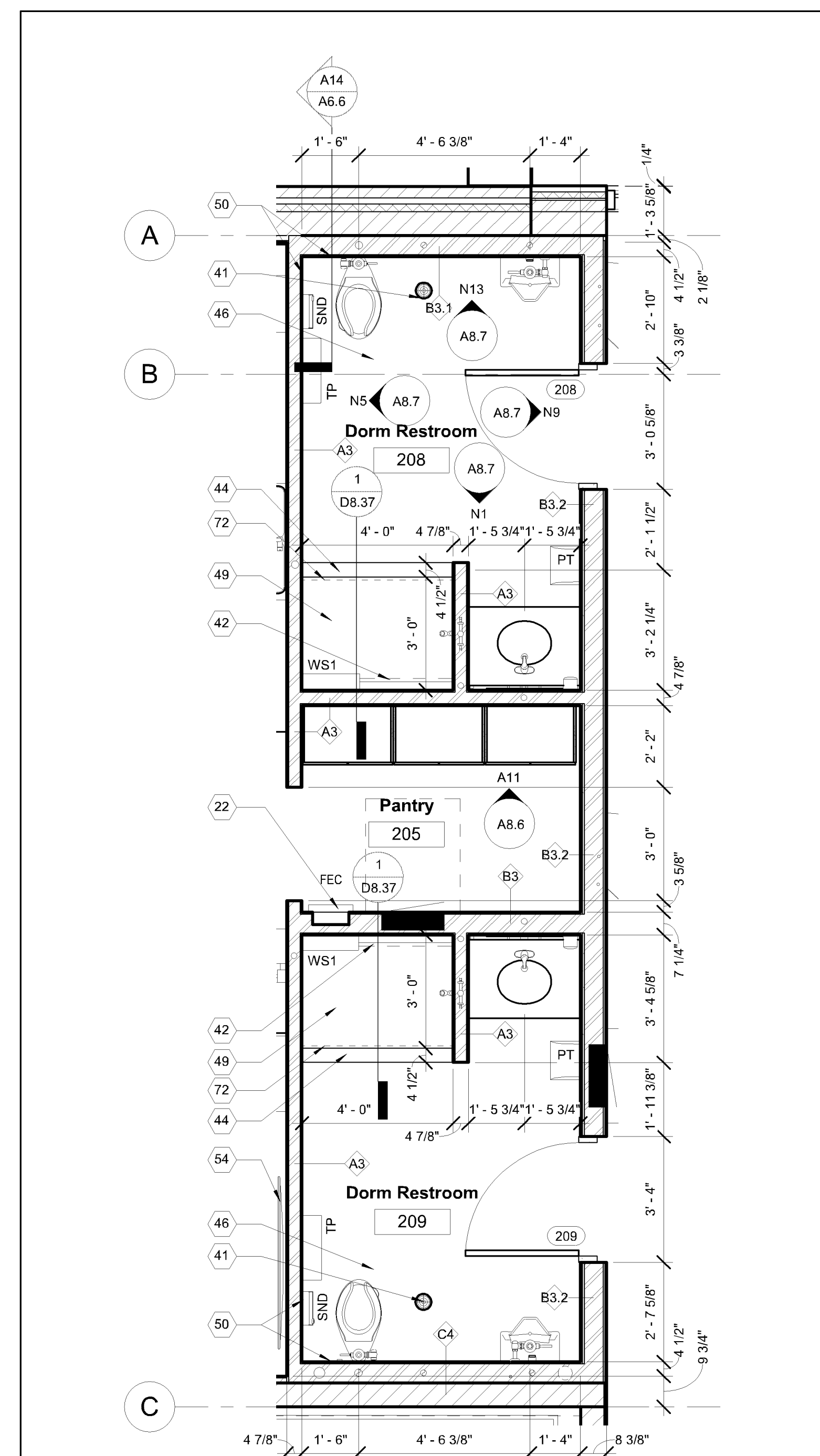


Bloomington Fire Station #4
4201 West 84th Street
Bloomington, MN 55437

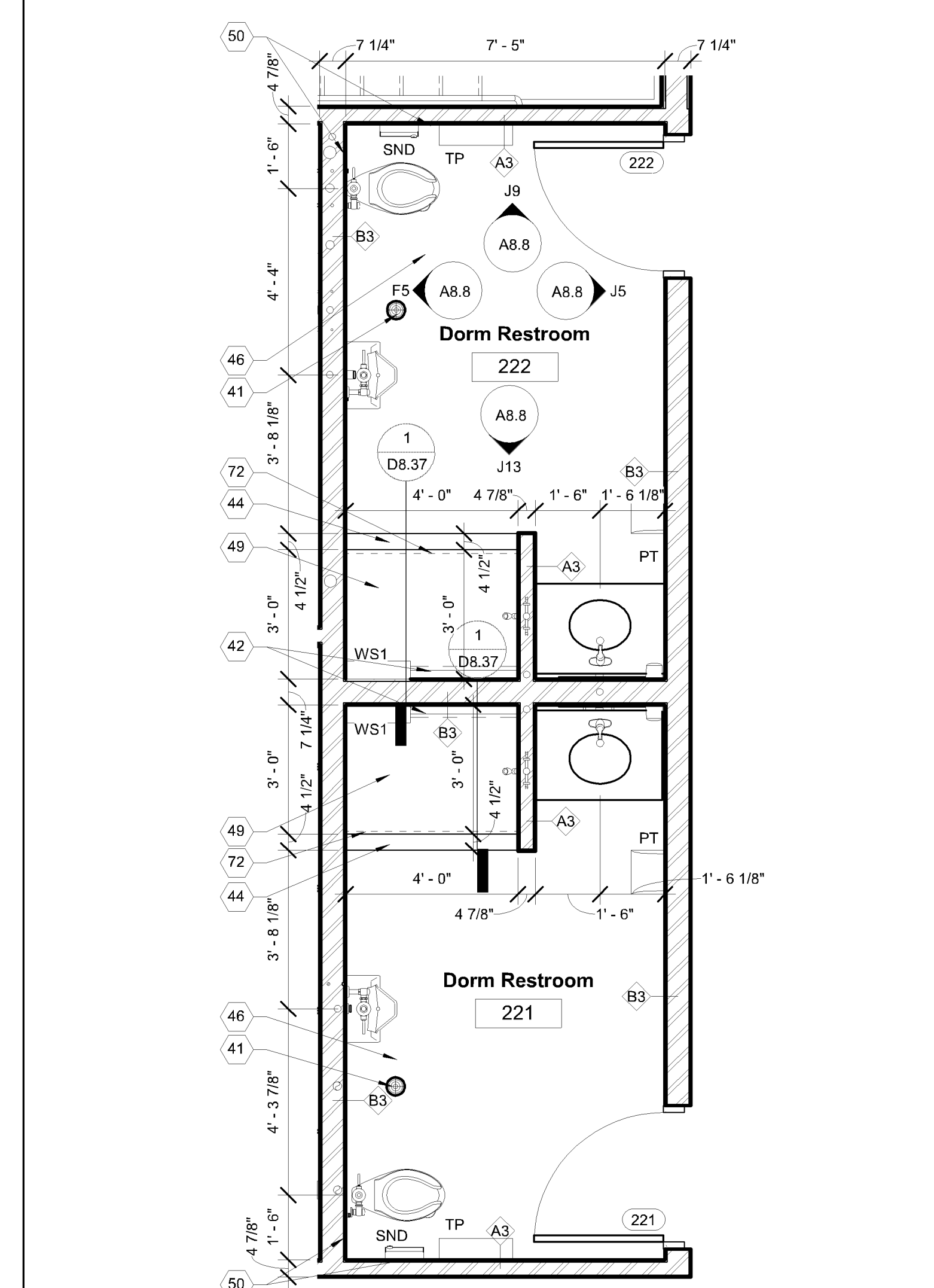
REVISIONS:
1. 11/22/21: Addendum #1

CNH NO.: 19116
DATE: 11/22/21
Enlarged Second Floor Plan

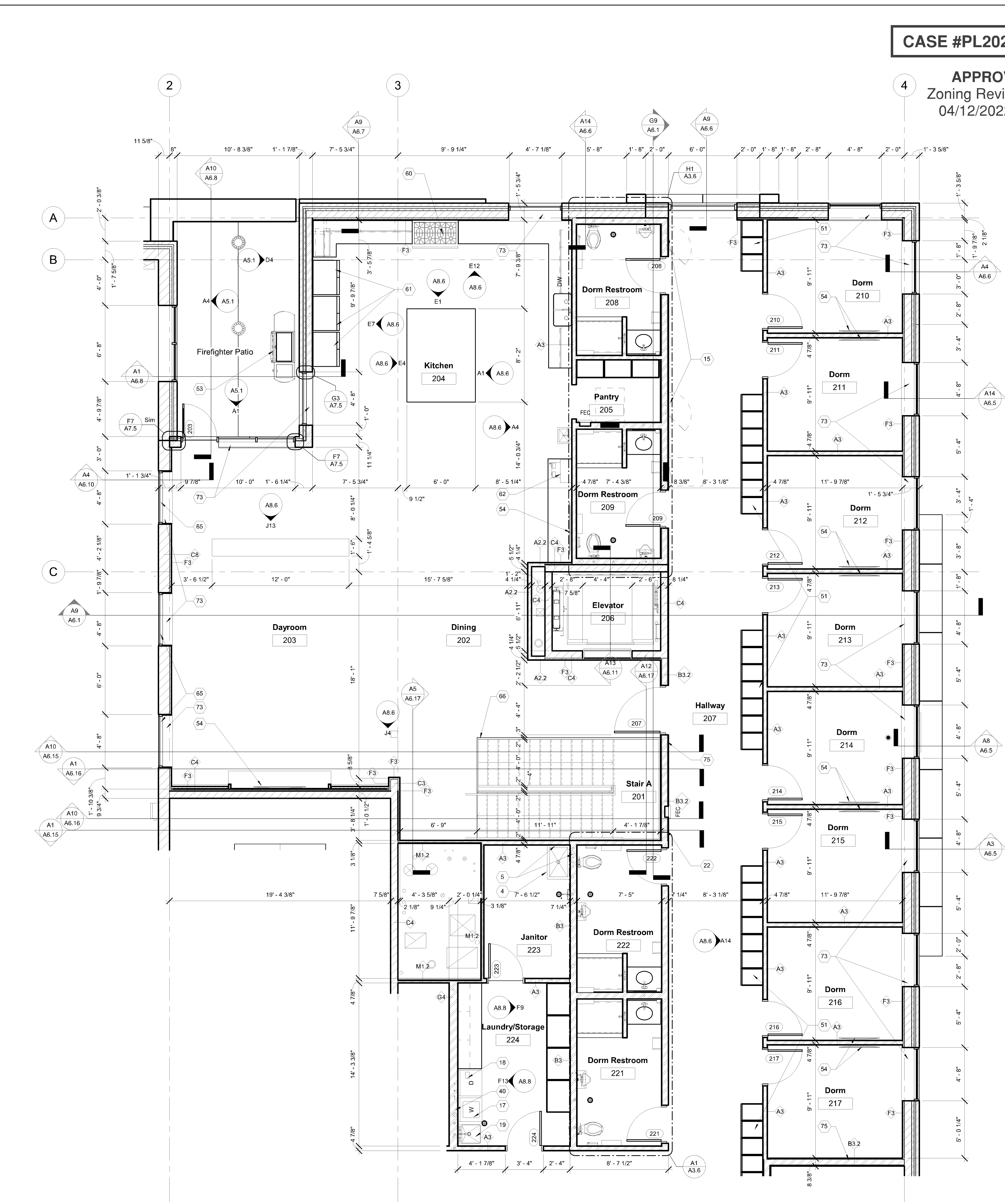
A3.6



H1 Enlarged Second Floor Plan at North Dorm Restrooms
A3.6 3/8" = 1'-0"



A1 Enlarged Second Floor Plan at South Dorm Restrooms
A3.6 3/8" = 1'-0"



A5 Enlarged Second Floor Plan at Dorms and Kitchen/Dayroom/Dining
A3.6 1/4" = 1'-0"

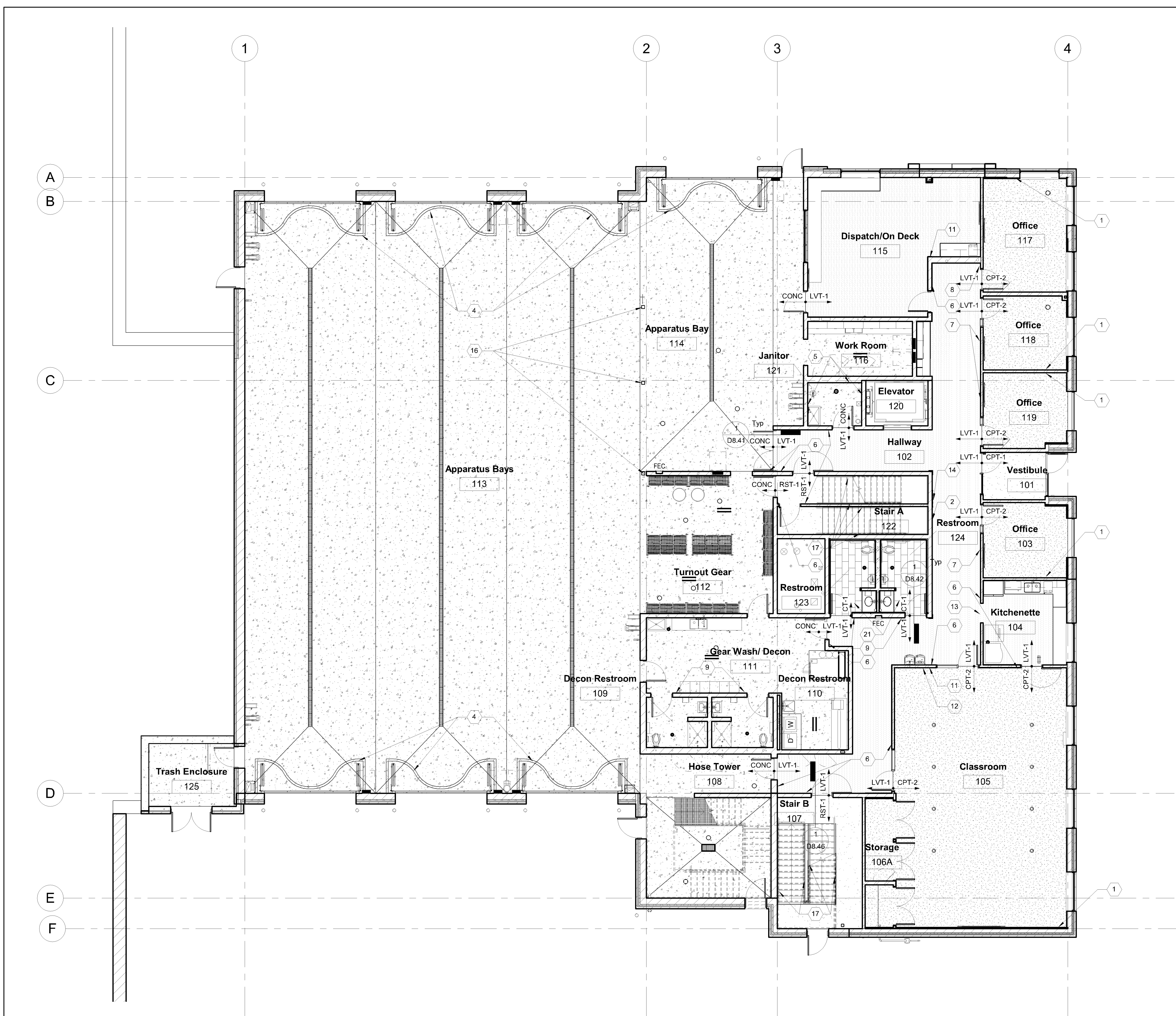
Floor Plan Notes:
See Detail Book and Specifications for gypsum board control joint locations and detailing. Verify location in large rooms with Architect.

Floor Plan Legend:
Existing wall
New wall, see tag for type
Existing door
New Door

CASE #PL2021-186

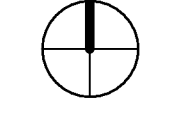
APPROVED
Zoning Review Only
04/12/2022 NMJ

Finish Floor Plan Keynotes	
1	Coat wall with PT-2; see Room Finish Schedule and Interior Elevations for coating type
2	Coat wall with PT-1 and PT-2; see Room Finish Schedule and Interior Elevations for coating type
3	Coat wall with PT-4; see Room Finish Schedule and Interior Elevations for coating type
4	Apparatus bay striping to follow path of four-fold door, 4" stripes, PT-7
5	Coat wall with PT-6; see Room Finish Schedule and Interior Elevations for coating type
6	Interior Signage Type IS-1
7	Interior Signage Type IS-2
8	Interior Signage Type IS-3
9	Interior Signage Type IS-4
10	Interior Signage Type IS-5
11	Interior Signage Type IS-6
12	Interior Signage Type IS-7
13	Interior Signage Type IS-8
14	Interior Signage Type IS-9
15	Manufactured stone veneer, MSV-1
16	Coat steel column with PT-2 with HPC finish
17	Coat railings and stringers with PT-3
18	Galvanized grate treads, landings, and balcony this room, GG-1
19	Rubber stair tread and landing this room; RSTL-1
20	4" floor striping with 4" text, PT-7
21	Provide waterproofing under ceramic tile entire room



A3.7 First Floor Finish Plan
1/8" = 1'-0"

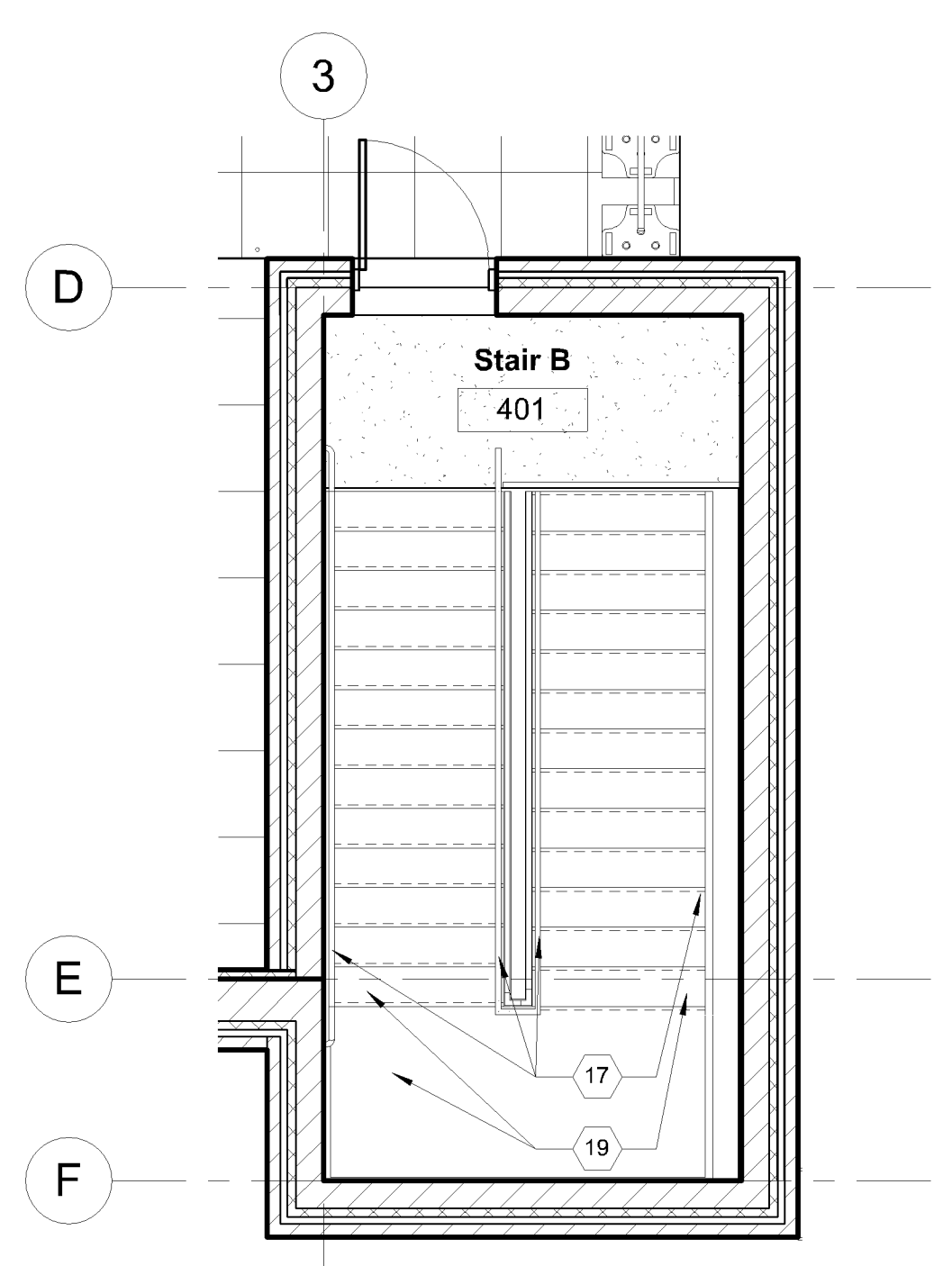
Floor Plan Notes:
See Detail Book and Specifications for gypsum board control joint locations and detailing. Verify location in large rooms with Architect.



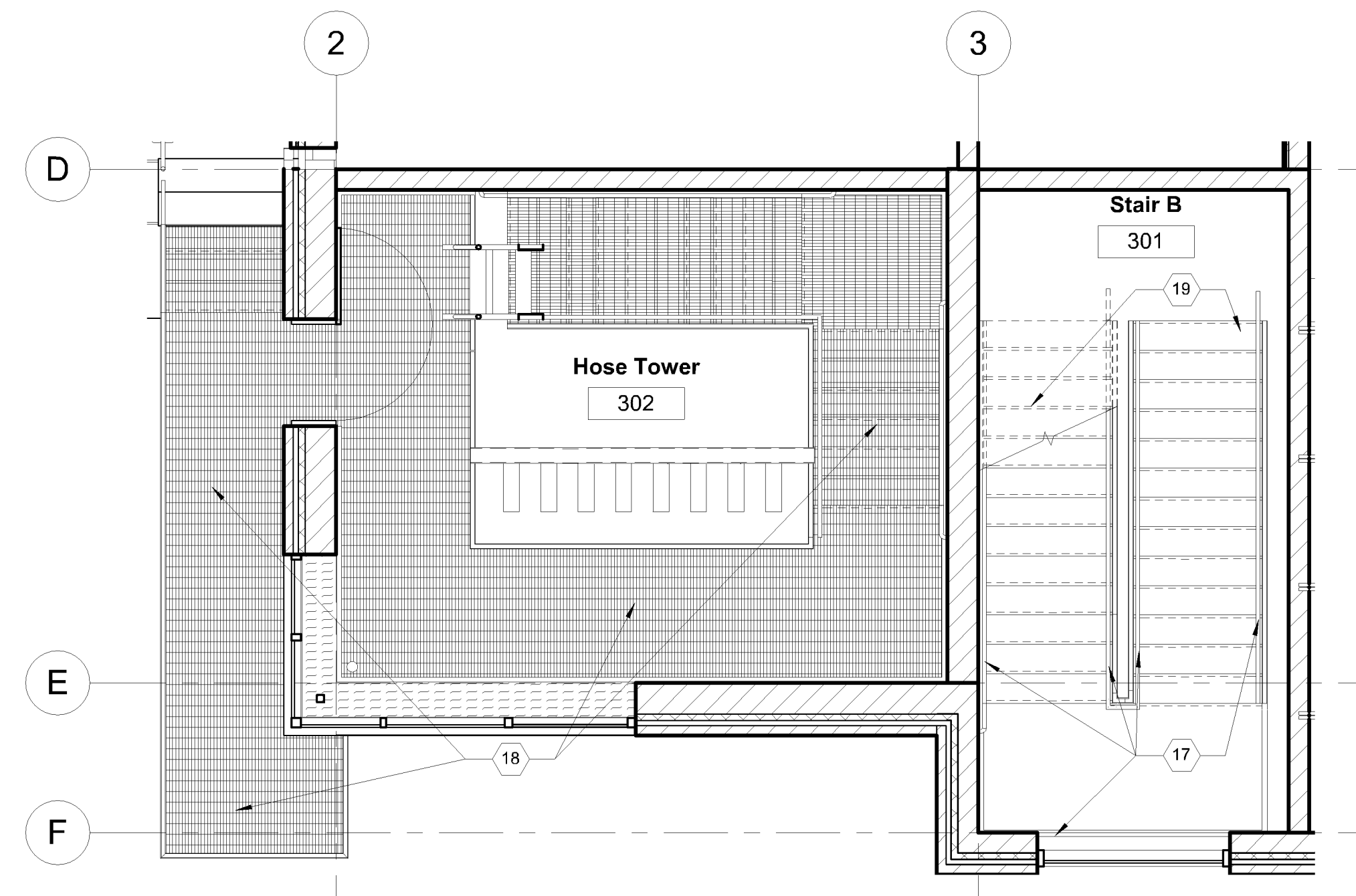
C:\REVIT (local files)\REVIT 2021\19116 - Bloomington Fire Station #4_djacobson-cn-hut
1/26/2022 3:13:04 PM

CASE #PL2021-186

APPROVED
Zoning Review Only
04/12/2022 NMJ



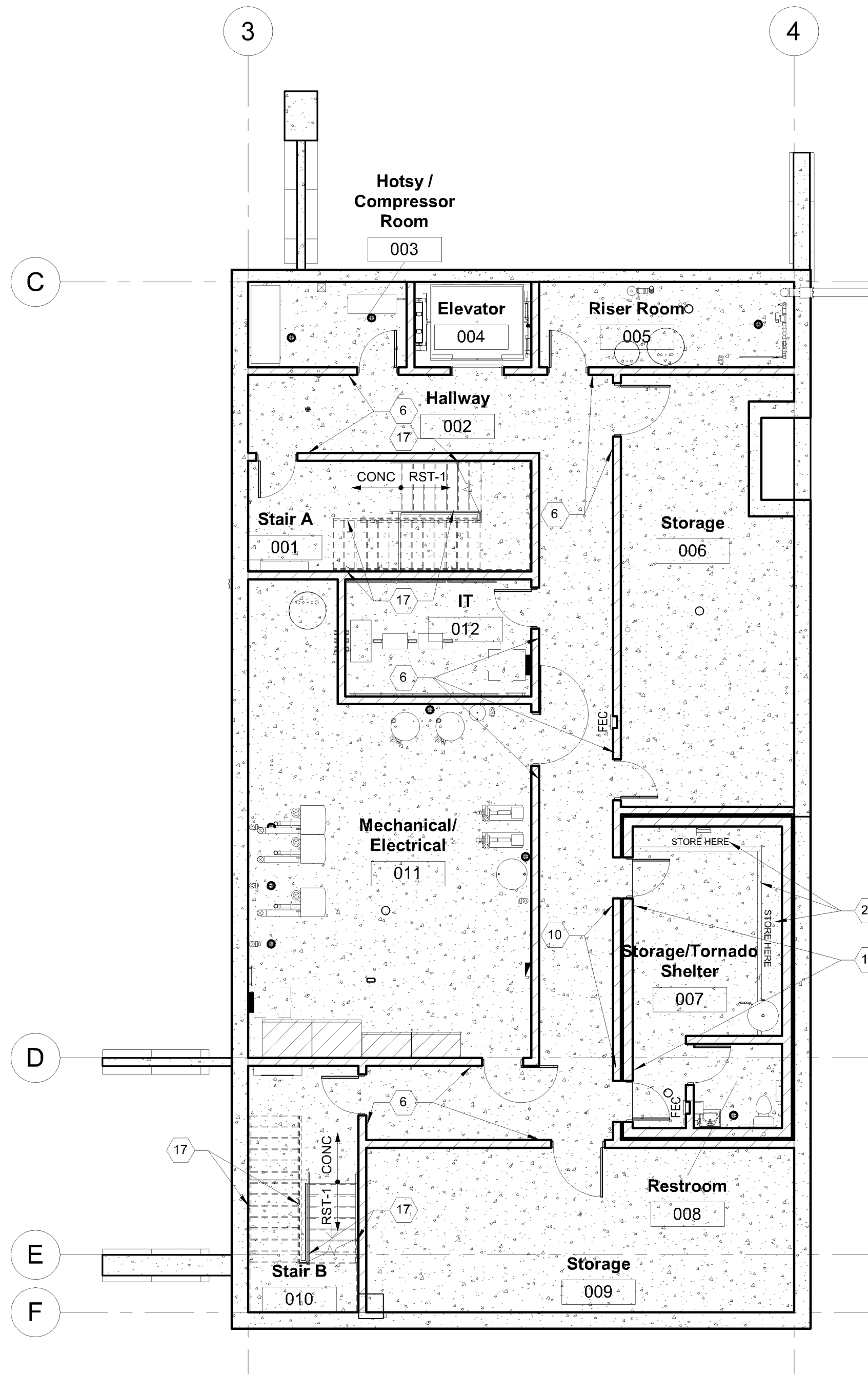
M7 Fourth Floor Finish Plan
A3.8 1/4" = 1'-0"



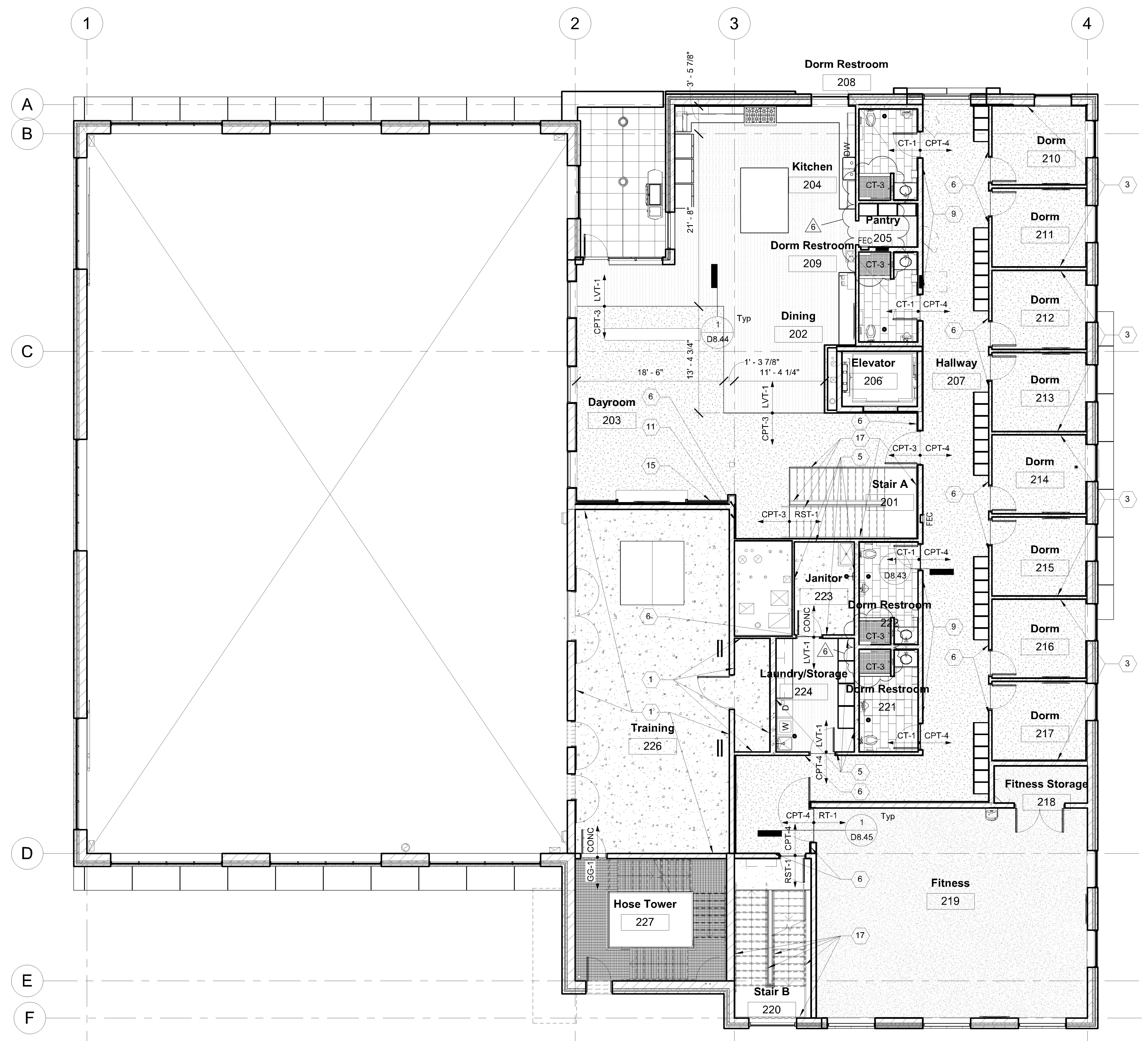
M11 Third Floor Finish Plan
A3.8 1/4" = 1'-0"

Finish Floor Plan Keynotes

- Coat wall with PT-2; see Room Finish Schedule and Interior Elevations for coating type
- Coat wall with PT-3 and PT-2; see Room Finish Schedule and Interior Elevations for coating type
- Coat wall with PT-4; see Room Finish Schedule and Interior Elevations for coating type
- Apparatus bay striping to follow path of four-fold door, 4" stripes, PT-7
- Coat wall with PT-6; see Room Finish Schedule and Interior Elevations for coating type
- Interior Signage Type IS-1
- Interior Signage Type IS-2
- Interior Signage Type IS-3
- Interior Signage Type IS-4
- Interior Signage Type IS-5
- Interior Signage Type IS-6
- Interior Signage Type IS-7
- Interior Signage Type IS-8
- Interior Signage Type IS-9
- Manufactured stone veneer, MSV-1
- Coat steel column with PT-2 with HPC finish
- Coat railings and stringers with PT-3
- Galvanized grate treads, landings, and balcony this room, GG-1
- Rubber stair tread and landing this room; RSTL-1
- 4" floor striping with 4" text; PT-7
- Provide waterproofing under ceramic tile entire room



A1 Basement Floor Finish Plan
A3.8 1/8" = 1'-0"



A7 Second Floor Finish Plan
A3.8 1/8" = 1'-0"

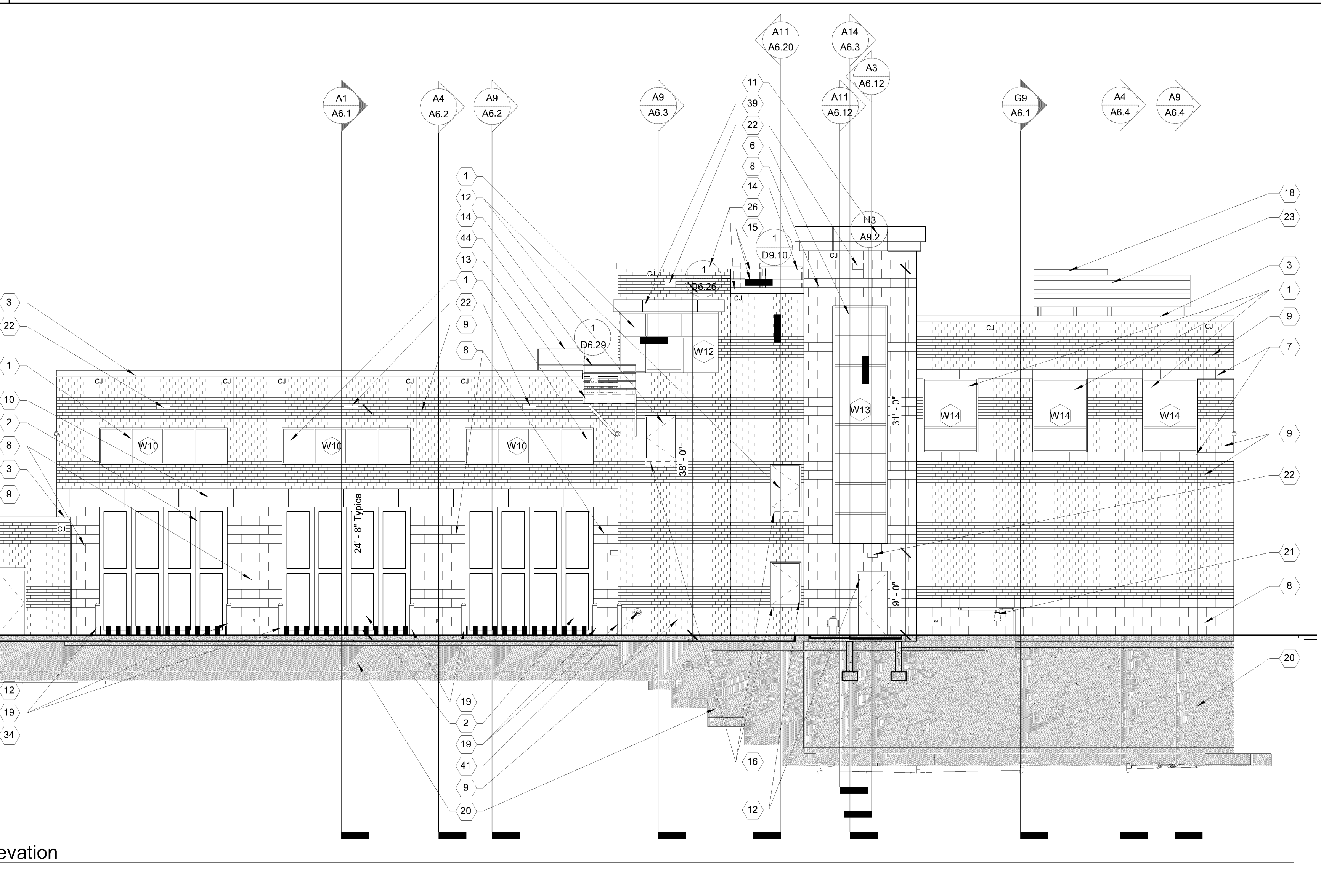
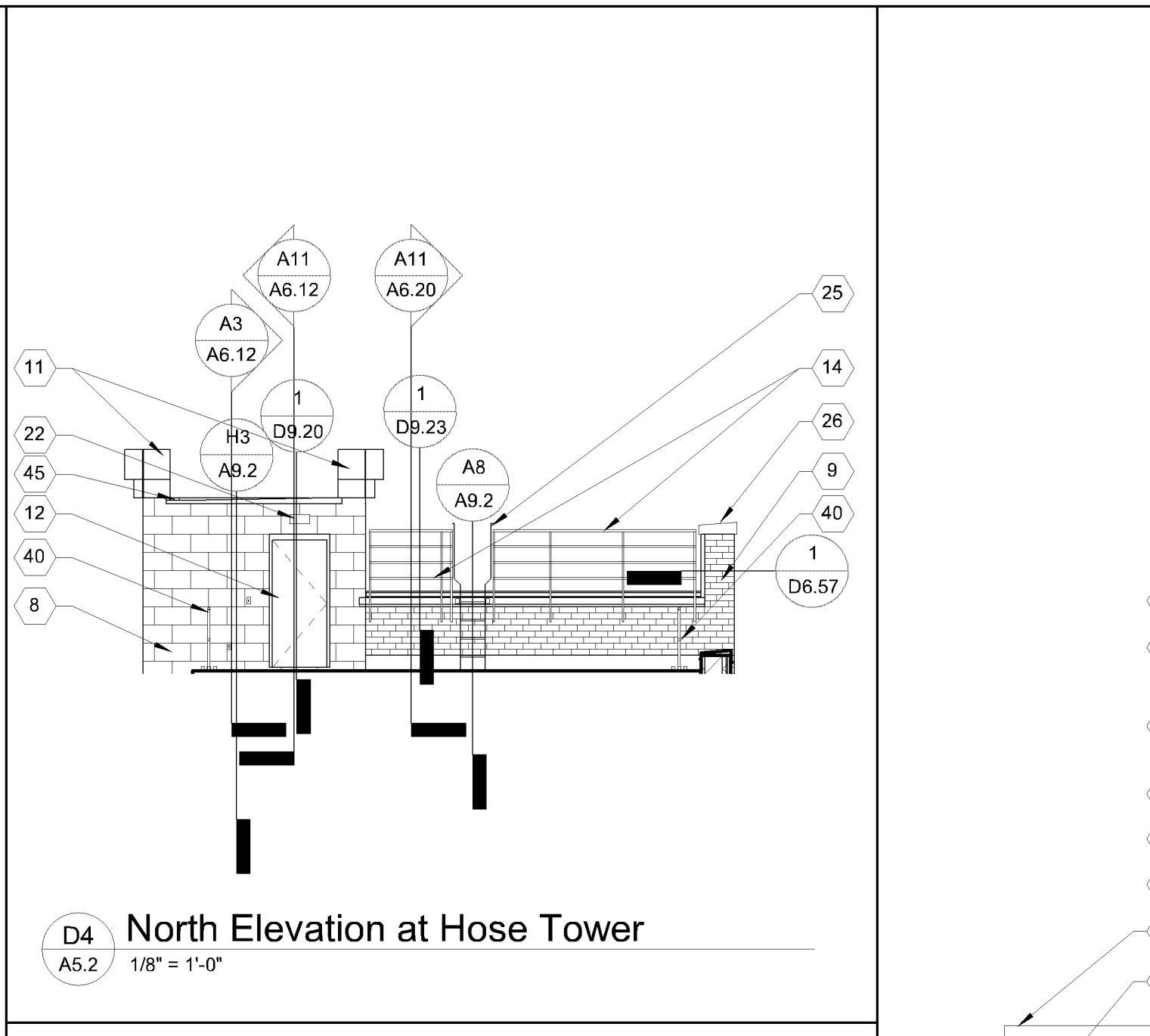

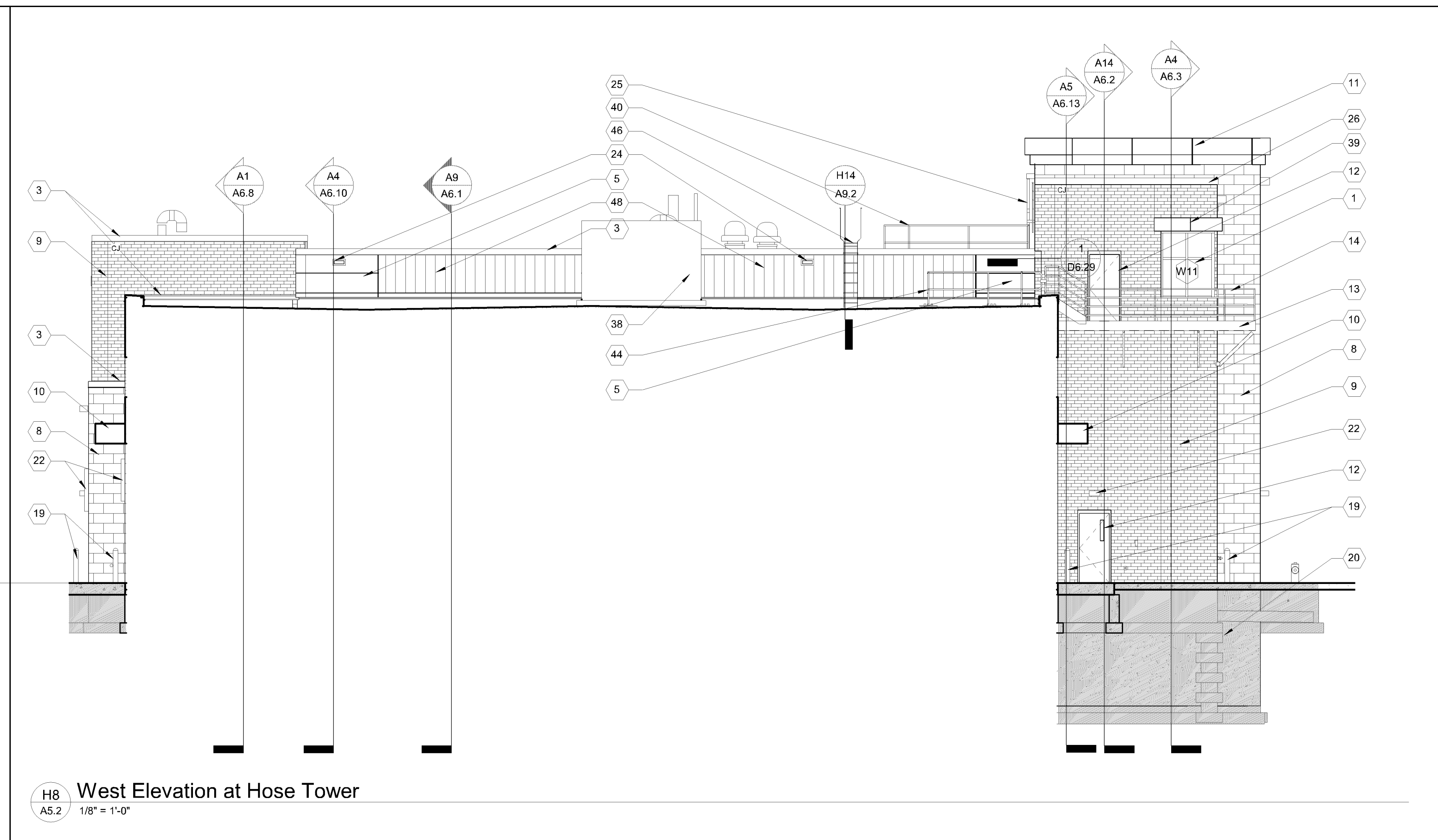
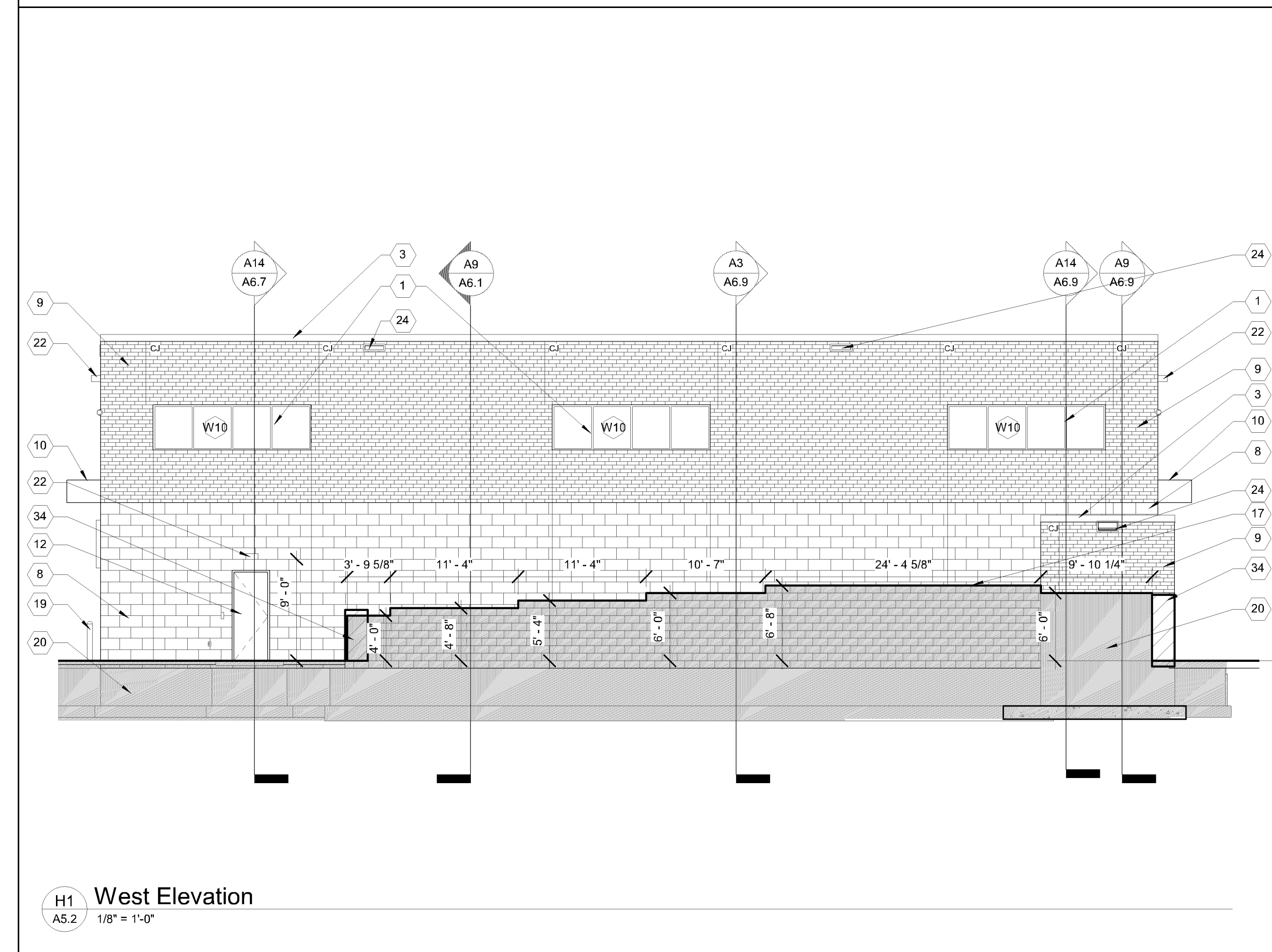
Floor Plan Notes:
See Detail Book and Specifications for gypsum board control joint locations and detailing. Verify location in large rooms with Architect.

CASE #PL2021-186

APPROVED
Zoning Review Only
04/12/2022 NMJ

○ Exterior Elevation Keynotes ○

- Aluminum storefront glazing system
- Hydraulic four-fold door
- Prefinished metal cap flashing
- ACM wall panels; ACM-1
- ACM wall panels; ACM-2
- Aluminum curtainwall glazing system
- 12" calcium silicate masonry unit banding
- Calcium silicate masonry unit
- Brick; BK-1
- ACM canopy; ACM-1
- ACM fascia; ACM-3
- HM door and frame; paint
- Galvanized steel tube, see Structural drawings; paint with HPC
- Galvanized steel guardrail; paint with HPC
- 4x4 galvanized steel tube railing, see Structural drawings; paint with HPC
- Stainless steel checkerplate sill; see Details
- Top of CMU retaining wall; see Structural drawings
- Roofing unit; see Mechanical drawings
- 6" steel bollard; paint with HPC
- Foundation wall and footing; see Structural drawings
- Gas meter; see Mechanical drawings
- Wall mounted light fixture, at calcium silicate locations place rough-in to be at coursing; see Electrical drawings
- Aluminum louver screen at rooftop units
- Roof overflow scupper
- Vertical galvanized steel ladder; paint with HPC
- Cast stone parapet cap
- Exterior signage type ES-4; see Detail Book
- Exterior signage type ES-5; see Detail Book
- Exterior signage type ES-6; see Detail Book
- Exterior signage type ES-7; see Detail Book
- Exterior signage type ES-8; see Detail Book
- Exterior signage type ES-9; see Detail Book
- Exterior signage type ES-10; see Detail Book
- Retaining wall; see Civil drawings
- Fire box, provided by Owner; installed by Contractor
- Handicap power operator; see Electrical drawings
- Card reader, provided by Owner; see Electrical drawings for rough-in
- Generator; see Electrical drawings
- ACM banding; ACM-3
- Aluminum railing and gate with weighted base
- Fire department connection (FDC); see Mechanical drawings
- Video door station, provided by Owner; see Electrical drawings for rough-in
- Wall mounted mailbox
- Aluminum railing with weighted base
- Roof primary scupper
- Galvanized steel parapet ladder; paint with HPC
- Recessed digital programmable sign control box at south end of plaster
- Flush panel soffit; FP-1
- Flush panel soffit; FP-2
- Doorbell, provided by Owner; see Electrical drawings for rough-in



C:\REVIT (local files)\REVIT 2021\19116 - Bloomington Fire Station #4_djacobson-cnh.net
1/28/2022 3:13:58 PM