

CODE DATA

APPLICABLE CODES:

BLOOMINGTON, MN

BUILDING: 2015 MINNESOTA STATE BUILDING CODE ADMINISTRATION CHAPTER 1300 / 2012 INTERNATIONAL BUILDING CODE WITH STATE AMENDMENTS - CHAPTER 1305
ACCESSIBILITY: 2015 MINNESOTA ACCESSIBILITY CODE CHAPTER 1341 BASE ON ICC/ANSI A117.1 2009
FIRE: 2012 INTERNATIONAL FIRE CODE WITH STATE AMENDMENTS - CHAPTER 7510
ENERGY: 2012 INTERNATIONAL ENERGY CONSERVATION CODE WITH STATE AMENDMENTS - CHAPTER 1323
MECHANICAL: 2015 MINNESOTA MECHANICAL AND FUEL GAS CODE - CHAPTER 1346 (2012 INTERNATIONAL MECHANICAL CODE)
PLUMBING: 2016 MINNESOTA STATE PLUMBING CODE / UNIFORM PLUMBING CODE
ELECTRICAL: 2017 NATIONAL ELECTRICAL CODE

CHAPTER 3: USE OF OCCUPANCY

SECTION	USE GROUP/ CONST. TYPE	GENERAL DESCRIPTION
303	PROPOSED TENANT USE GROUP: A-2	NEW RESTAURANT MOVING INTO AN UNOCCUPIED EXISTING RESTAURANT LOCATION
TABLE 503	CONSTRUCTION GROUP: TYPE II-B (EXISTING)	

CHAPTER 6: TYPES OF CONSTRUCTION

FIRE RESISTIVE RATINGS OF STRUCTURAL ELEMENTS	FIRE RESIST. RATING
STRUCTURAL FRAME	0 HOURS
BEARING WALLS	EXTERIOR 0 HOURS
	INTERIOR 0 HOURS
NON - BEARING WALLS	EXTERIOR <5'-0", 1 HOUR; >30'-0", 0 HOURS
NON - BEARING WALLS AND PARTITIONS	INTERIOR 0 HOURS
FLOOR CONSTRUCTION AND SECONDARY MEMBERS	0 HOURS
ROOF CONSTRUCTION AND SECONDARY MEMBERS	0 HOURS

CHAPTER 8: INTERIOR FINISHES

(TABLE 803.9)

INTERIOR WALL AND CEILING FINISH REQUIREMENTS BY OCCUPANCY	
EXIT ENCLOSURES AND EXIT PASSAGEWAYS	B
CORRIDORS	B
ROOMS AND ENCLOSED SPACES	C

CHAPTER 9: FIRE PROTECTION SYSTEMS

BUILDING IS SPRINKLED THROUGHOUT AS PER NFPA 13 - REQUIRED SPRINKLER ADJUSTMENT SUBMITTAL TO BE DEFERRED

CHAPTER 10: GENERAL MEANS OF EGRESS

OCCUPANCY	AREA	SQ. FT.	SF. PER OCC.	OCC. LOAD
(A2)	101 DINING	582	SEAT COUNT	32 OCCUPANTS
	102 SERVICE	202	200 S.F. GROSS	2 OCCUPANTS
	103 MENS RR	42	ACCESSORY	0 OCCUPANTS
	104 WOMENS RR	63	ACCESSORY	0 OCCUPANTS
	105 KITCHEN	319	200 S.F. GROSS	2 OCCUPANTS
	106 COOLER	62	ACCESSORY	0 OCCUPANTS
	107 DRY STORAGE	93	300 S.F. GROSS	1 OCCUPANT
TOTAL PROPOSED OCCUPANT LOAD:				37 OCCUPANTS

SECTION	REQUIREMENT
1005.3	CAPACITY OF EGRESS COMPONENTS
	EXIT DOORS
1021.0	MINIMUM NUMBER OF EXITS FOR OCCUPANT LOAD
1016.2	MAXIMUM EXIT TRAVEL DISTANCE ALLOWED
	MAXIMUM EXIT TRAVEL DISTANCE PROVIDED
1014.3	MAXIMUM COMMON PATH OF TRAVEL ALLOWED

2012 INTERNATIONAL PLUMBING CODE

USE GROUP	PROPOSED OCCUPANT LOAD	REQUIRED FIXTURES	PROVIDED FIXTURES	REQUIRED LAVATORIES	PROVIDED LAVATORIES
A-2 (ASSEMBLY)	37 OCCUPANTS	2	2	2	2
		SERVICE SINK		DRINKING FOUNTAINS	
		REQUIRED	PROVIDED	REQUIRED	PROVIDED
		1	1	1	0(a)

(a) A DRINKING FOUNTAIN SHALL NOT BE REQUIRED IN BUILDING OR TENANT SPACES HAVING AN OCCUPANT LOAD LESS THAN 50.

GENERAL NOTES

- ARCHITECTURAL EXISTING CONDITIONS ARE BASED ON INFORMATION PROVIDED BY OWNER AND EXISTING CONDITION AS DETERMINED TO THE BEST ABILITY OF STUDIO M ARCHITECTS.
- ALL WORK SHALL BE IN ACCORDANCE WITH ALL FEDERAL, STATE AND LOCAL CODES, ORDINANCES AND REQUIREMENTS.
- ALL WORK, WHEN COMPLETED, SHALL CONFORM TO THE AMERICANS WITH DISABILITIES ACT AND ACCESSIBILITY GUIDELINES.
- FIELD VERIFY THAT ALL EXISTING DOORS, FRAMES AND HARDWARE TO REMAIN MEET CODE MINIMUM REQUIREMENTS.
- IF EXISTING EXTERIOR THRESHOLDS TO REMAIN EXCEED THE REQUIRED ADA MAXIMUM HEIGHT OF 1/2", REMOVE AND REPLACE WITH ACCESSIBLE THRESHOLD WITH FLOOR LEVEL CHANGES AT ACCESSIBLE DOORWAYS TO BE BEVELED WITH A SLOPE NO GREATER THAN 1:2.
- THE INSTALLATION AND MODIFICATION OF THE FIRE SUPPRESSION SYSTEM SHALL COMPLY WITH BUILDING CODES AND N.F.P.A.
- PROVIDE AND INSTALL FIRE EXTINGUISHERS AS DIRECTED BY LOCAL FIRE MARSHAL.
- ALL EXIT DOORS TO BE OPERABLE FROM THE INSIDE WITHOUT ANY SPECIAL KNOWLEDGE OR EFFORT. A READILY VISIBLE SIGN SHALL BE ADJACENT TO THE DOORWAY STATING, "THIS DOOR TO REMAIN UNLOCKED DURING BUSINESS HOURS".
- DO NOT SCALE DRAWINGS. BIDDER (CONTRACTOR) SHALL VERIFY ALL CONDITIONS AND DIMENSIONS AT JOB SITE PRIOR TO START OF CONSTRUCTION. IF DISCREPANCIES ARE FOUND, WHETHER BUILT OR NOT, THE ARCHITECT SHALL BE NOTIFIED FOR CLARIFICATION BEFORE COMMENCING WORK.
- THE STATED DIMENSIONS SHALL TAKE PRECEDENCE OVER GRAPHIC. THE ARCHITECT SHALL BE NOTIFIED OF ANY DISCREPANCIES.
- IF ANY DISCREPANCIES OCCUR BETWEEN THE SPECIFICATIONS AND/OR DRAWINGS, THEY ARE UNINTENTIONAL. NOTIFY THE ARCHITECT IMMEDIATELY FOR CLARIFICATION AND RESOLUTION.
- ANY DIMENSIONS, DETAILS, NOTES AND/OR SYMBOLS THAT APPLY TO ONE UNIT, APPLIES TO ALL UNITS LIKE SITUATION, UNLESS NOTED OTHERWISE.
- GENERAL CONTRACTOR TO EXAMINE AND VERIFY ALL EXISTING CONDITIONS, WORK REQUIRED AND DIMENSIONS AT JOB SITE PRIOR TO CONSTRUCTION. NOTIFY ARCHITECT OF ANY DISCREPANCIES.
- VEHICULAR ACCESS MUST BE PROVIDED AND MAINTAINED SERVICEABLE THROUGHOUT CONSTRUCTION.
- AT ALL TIMES, THE GENERAL CONTRACTOR SHALL CLOSELY SUPERVISE THE WORK OF ALL SUBCONTRACTORS AND SHALL BE SOLELY RESPONSIBLE FOR ALL CONSTRUCTION MEANS, METHODS AND TECHNIQUES, INCLUDING SAFETY PROCEDURES AND FOR COORDINATING/SEQUENCING ALL TRADES.
- GENERAL CONTRACTOR IS RESPONSIBLE TO VERIFY, COORDINATE AND COMPLY WITH ALL OWNER REQUIREMENTS FOR THE DEVELOPMENT, INCLUDING, BUT NOT LIMITED TO USE OF OWNER-MANDATED SUBCONTRACTORS, DEBRIS REMOVAL, SECURITY, ETC.
- GENERAL CONTRACTOR SHALL FURNISH AND INSTALL ALL ITEMS WHICH ARE OBVIOUS AND NECESSARY TO ENSURE QUALITY WORKMANSHIP AND INSTALLATION EVEN IF NOT SPECIFICALLY MENTIONED IN THE DRAWINGS, INCLUDING BUT NOT LIMITED TO BLOCKING AND BRACING.

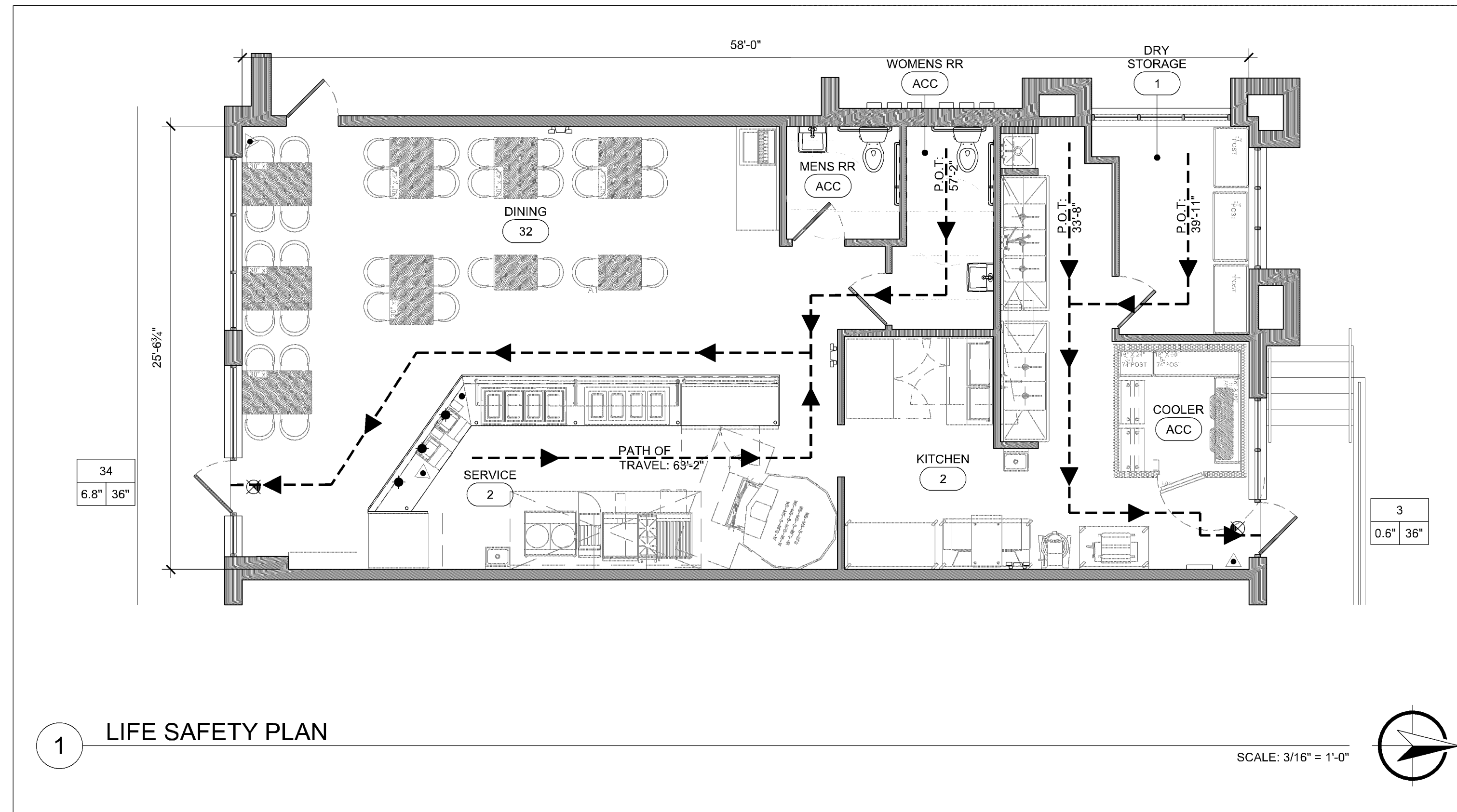
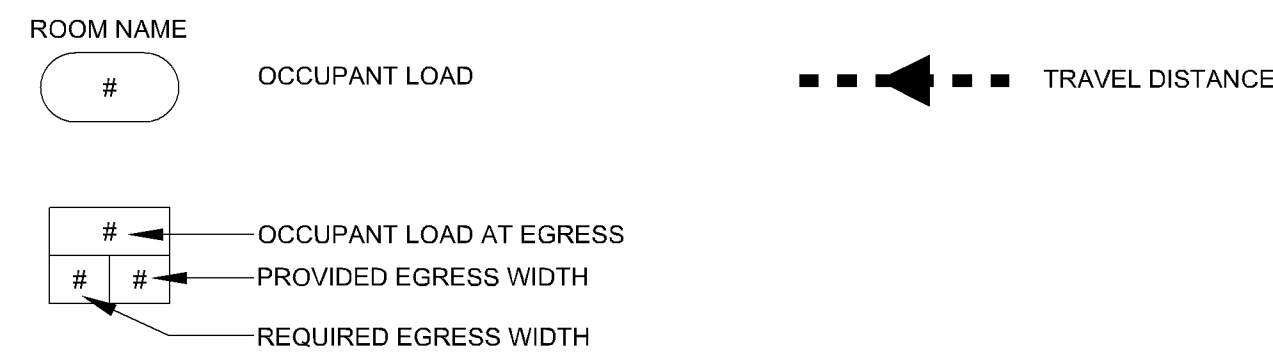
SCOPE OF WORK

NEW RESTAURANT MOVING INTO AN UNOCCUPIED EXISTING RESTAURANT LOCATION

PROJECT TEAM

OWNER	ARCHITECT
FOAUD MASROUJIEH 3238 W. LAKE STREET MINNEAPOLIS, MN 55416 PHONE: 612.839.4264	STUDIO M ARCHITECTS, INC. 530 N 3RD STREET, SUITE 230 MINNEAPOLIS, MN 55401 PHONE: 612.524.5375 EMAIL: adam.meyer@studiomarchitects.net PROJECT MANAGER: DAVE ALDERINK DIRECT: 612.844.1243 EMAIL: dave@studiomarchitects.net
GENERAL CONTRACTOR	KITCHEN DESIGNER
TO BE DETERMINED	TRIMARK HOCKENBERGS 3650 ANNAPOLIS LANE, SUITE 107 PLYMOUTH, MN 55447 PHONE: 763.746.3410 PROJECT CONTACT: TODD SHERNER DIRECT: 763.252.0456 EMAIL: todd.s@hockenbergs.com
M / E / P ENGINEER	
DESIGN BUILD	

LIFE SAFETY SYMBOL LEGEND



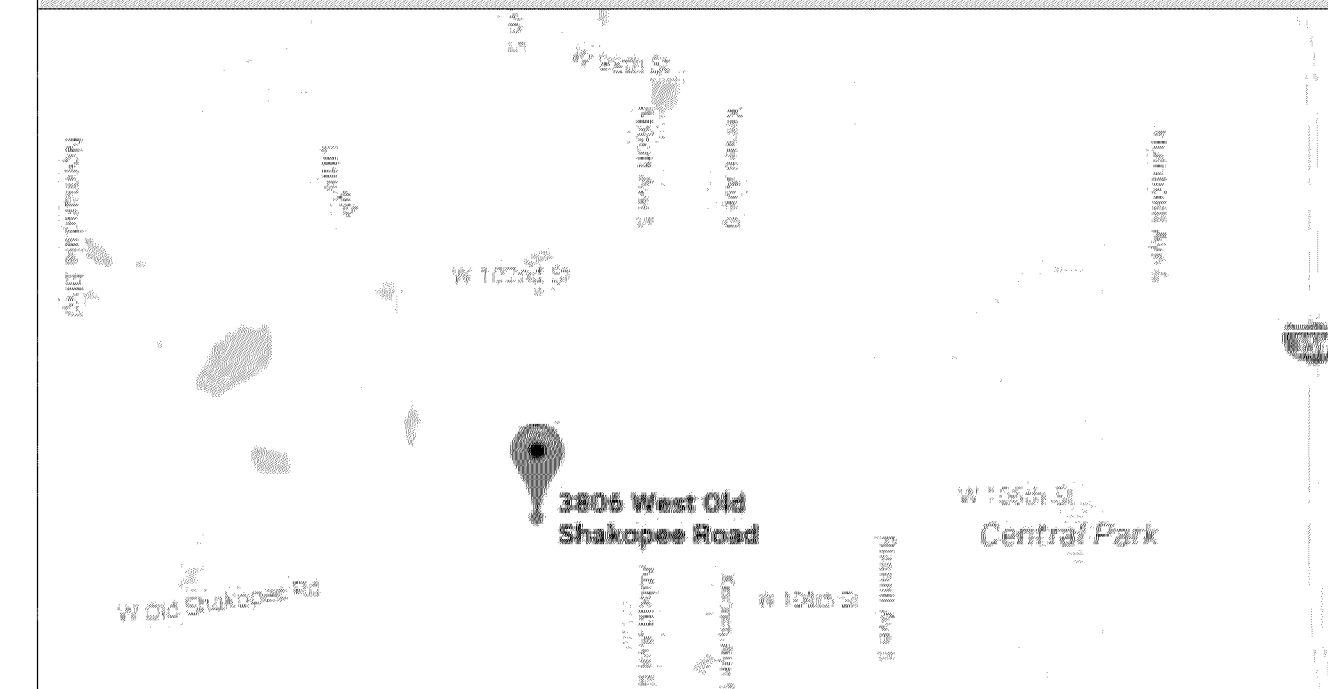
1 LIFE SAFETY PLAN

FALAFEL KING

3806 W OLD SHAKOPEE ROAD

BLOOMINGTON, MN 55431

VICINITY MAP



SHEET INDEX

NO.	DESCRIPTION
X	CS1.1 CODE DATA, PROJECT INFORMATION AND SHEET INDEX
X	A1.1 FLOOR PLAN
X	QF100 FOOD SERVICE EQUIPMENT PLAN

FIRE EXTINGUISHER NOTES

- PROVIDE 'K' TYPE FIRE EXTINGUISHER IN KITCHEN AREAS, WITHIN 30'-0" OF TRAVEL FROM ANY POINT IN KITCHEN OR FOOD PREPARATION AREAS. VERIFY THE EXACT INSTALLATION LOCATIONS WITH THE LOCAL FIRE MARSHAL PRIOR TO INSTALLATION.
- 5 LB. 'ABC' FIRE EXTINGUISHERS ARE REQUIRED WITHIN 75'-0" OF TRAVEL FROM ANY POINT IN PUBLIC AREA. THEY MUST BE MOUNTED CONSPICUOUSLY, PREFERABLY ALONG NORMAL TRAVEL PATHS AND EXIT WAYS. VERIFY THE EXACT INSTALLATION LOCATIONS WITH THE LOCAL FIRE MARSHAL PRIOR TO INSTALLATION.
- THIS SYMBOL REPRESENTS LOCATION AND DIRECTION OF FIRE EXTINGUISHERS.

FIRE DEPARTMENT NOTES

- ALL LIFE-SAFETY SYSTEMS SHALL BE DESIGNED PER APPLICABLE FIRE PREVENTION CODE, ORDINANCE OR LAW.
- BUILDING ADDRESS NUMBERS SHALL BE PROVIDED ON THE FRONT OF THE BUILDING AND SHALL BE VISIBLE AND LEGIBLE FROM THE PUBLIC RIGHT OF WAY, AND A MINIMUM OF 6" HIGH AND NUMBERS SHALL CONTRAST VISUALLY WITH THEIR BACKGROUND. ADDRESS NUMBERS SHALL BE PROVIDED BY THE CONTRACTOR.
- FIRE EXTINGUISHER REQUIREMENTS SHALL BE AS DETERMINED BY FIELD INSPECTION. PLACEMENT IS SUBJECT TO APPROVAL OF THE FIRE INSPECTOR AND THE CONTRACTOR SHALL SUPPLY AND INSTALL.
- WIDTH AND HEIGHT OF REQUIRED EXIT DOORWAYS TO COMPLY WITH BUILDING CODE.
- EXIT DOORS SHALL BE OPERABLE FROM THE INSIDE WITHOUT THE USE OF A KEY OR ANY SPECIAL KNOWLEDGE OR EFFORT.
- PANIC HARDWARE SHALL BE PROVIDED FOR ALL EXIT DOORS FOR "A" OCCUPANCIES.
- EXITS SHALL BE ILLUMINATED AT ANY TIME THE BUILDING IS OCCUPIED WITH LIGHTS HAVING AN INTENSITY OF NOT LESS THAN 1.0 LUX AT FLOOR LEVEL.
- OCCUPANT LOAD SIGN WITH MINIMUM ONE-INCH LETTERS AND NUMBERS SHALL BE POSTED NEAR MAIN EXIT.
- FIRE DEPARTMENT FINAL INSPECTION REQUIRED.

- THE GENERAL CONTRACTOR SHALL BE RESPONSIBLE FOR HIS WORK AND THAT OF HIS SUBCONTRACTORS FOR LOSSES AND DAMAGES TO EQUIPMENT, EXISTING CONSTRUCTION, TOOLS AND MATERIALS USED IN CONJUNCTION WITH THE WORK FOR THE ACTS OF HIS EMPLOYEES AND ALL SUBCONTRACT WORKERS.
- THE GENERAL CONTRACTOR SHALL ADHERE AND COMPLY WITH ALL FEDERAL, STATE AND LOCAL REGULATIONS REGARDING JOB SAFETY.
- THE GENERAL CONTRACTOR IS RESPONSIBLE TO CARRY WORKMEN'S COMPENSATION AS REQUIRED BY LAW AND/OR GOVERNING AUTHORITY.
- THE GENERAL CONTRACTOR IS RESPONSIBLE FOR THE SAFETY AND CARE OF ADJACENT PROPERTIES DURING CONSTRUCTION.
- THE GENERAL CONTRACTOR SHALL BE RESPONSIBLE FOR MAINTAINING A COMPLETE AS-BUILT SET OF CONSTRUCTION DRAWINGS AT THE JOB SITE AND TURNING THE AS-BUILT DRAWINGS OVER TO THE OWNER UPON COMPLETION OF THE PROJECT.
- THE APPROVED PLANS (FOR CONSTRUCTION) SET SHALL BE KEPT ON SITE AT ALL TIMES, INCLUDING ALL ADDENDA, SUPPLEMENTAL INSTRUCTIONS, CHANGE ORDERS AND COPIES OF APPROVED SUBMITTALS.
- REMOVE ALL COMBUSTIBLE RUBBISH DURING CONSTRUCTION FROM THE BUILDING CONTINUOUSLY AND DISPOSE OF IN A LEGAL MANNER.
- AT THE TIME OF BUILDING COMPLETION, THE BUILDING IS TO BE THOROUGHLY CLEANED PRIOR TO BUILDING TURNOVER TO OWNER.
- ALL PATCHING OF EXISTING SURFACES TO REMAIN ARE TO BE MADE TO MATCH EXISTING ADJACENT SURFACES UNLESS CONCEALED BY NEW CONSTRUCTION.
- FOR THE PURPOSE OF THESE DOCUMENTS, TO "INSTALL" SHALL MEAN TO PROVIDE ALL FASTENERS, MISCELLANEOUS HARDWARE, BLOCKING, ELECTRICAL CONNECTIONS, PLUMBING CONNECTIONS AND ANY OTHER ITEMS REQUIRED FOR A COMPLETE AND OPERATIONAL INSTALLATION, UNLESS NOTED OTHERWISE.
- GENERAL CONTRACTOR TO COORDINATE AND INSTALL ALL WALL BLOCKING AND BACKING AS REQUIRED FOR ALL KITCHEN AND ACCESSORIES.
- MECHANICAL AND ELECTRICAL CONTRACTORS SHALL FURNISH WHAT THEY REQUIRE FOR ANY CEILING AND/OR WALL ACCESS PANEL. OTHERS SHALL INSTALL OR BUILD IN ALL SUCH ACCESS PANELS, UNLESS NOTED OTHERWISE.
- FURNITURE, OFFICE EQUIPMENT AND OTHER MISCELLANEOUS EQUIPMENT MAY BE PROVIDED BY TENANT AND NOT INCLUDED IN THIS CONTRACT. GENERAL CONTRACTOR TO VERIFY EQUIPMENT EXTENTS AND LOCATION AND COORDINATE AS REQUIRED.
- GENERAL CONTRACTOR SHALL SNAKE AND CLEAR ALL FLOOR DRAINS PRIOR TO TURN OVER. CLEANING SHALL INCLUDE, BUT NOT BE LIMITED TO, REMOVAL OF ANY/ALL GROUT FROM FLOOR DRAIN COVERS.
- PROVIDE SHATTER SHIELDS FOR ALL LIGHTING ABOVE STORAGE AREAS.
- REFER TO ENGINEERED CONSTRUCTION DOCUMENTS BY OTHERS FOR ADDITIONAL PERTINENT INFORMATION.

FALAFEL KING
3806 W OLD SHAKOPEE ROAD
BLOOMINGTON, MN 55431


SHEET TITLE:
CODE DATA,
LIFE SAFETY PLAN,
SHEET INDEX

PROJECT #: 1469
DRAWN BY: DAA
CHECKED BY: AM
ISSUE: DATE:
PERMIT 10.11.17

ARCHITECTURAL
KITCHEN EQUIPMENT
REVISION NUMBER



STUDIO M ARCHITECTS, INC.
530 NORTH 3RD STREET, SUITE 230
MINNEAPOLIS, MINNESOTA 55401
P. 612.524.5375
F. 612.844.1240
WWW.STUDIOMARCHITECTS.NET



I hereby certify that this plan specification or report was prepared by me or under my direct supervision and that I am a duly registered architect under the law of the state of MINNESOTA

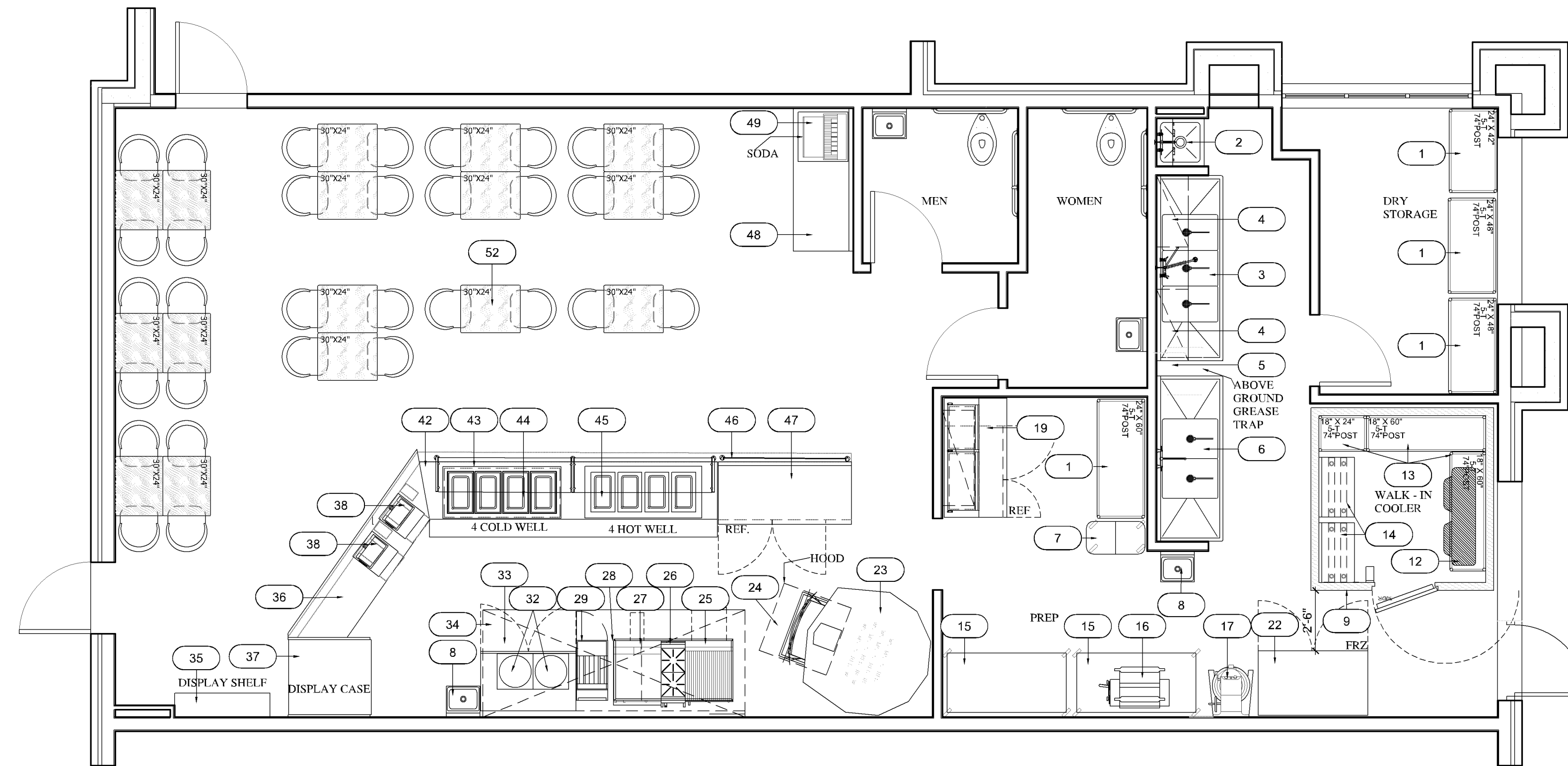
name: ADAM MEYER
date: reg. no. 45178

CS1.1

REVISIONS

DATE	NO.	DESCRIPTION

EQUIPMENT SCHEDULE				
ITEM NO	QTY	EQUIPMENT CATEGORY	SUPPLIED BY	EQUIPMENT REMARKS
1	LOT	WIRE SHELVING	EXISTING	DRY STORAGE
2	1	MOP SINK W/ FAUCET	EXISTING	
3	1	3-COMP SINK	EXISTING	
4	4	EXISTING	HOCKENBERGS	
5	1	GREASE TRAP	EXISTING	
6	1	2-COMP SINK	EXISTING	
7	1	INGREDIENT BIN	EXISTING	
8	2	HAND SINK	EXISTING	
9	1	WALK-IN COOLER	EXISTING	
10	-	SPARE NUMBER	-	
11	-	SPARE NUMBER	-	
12	1	WALK-IN COIL	EXISTING	
13	LOT	WIRE SHELVING	EXISTING	COOLER
14	LOT	DUNNAGE RACK	EXISTING	COOLER
15	2	WORK TABLE	EXISTING	MOBILE
16	1	DOUGH SHEETER	EXISTING	
17	1	MIXER, FLOOR	EXISTING	
18	-	SPARE NUMBER	-	
19	1	REFRIGERATOR, WORKTOP	EXISTING	
20	-	SPARE NUMBER	-	
21	-	SPARE NUMBER	-	
22	1	FREEZER, REACH-IN	HOCKENBERGS	
23	1	OVEN, STONE HEARTH, GAS-FIRED	EXISTING	
24	1	PIZZA HOOD	EXISTING	
25	1	BROILER, UNDER-FIRED, 24"	EXISTING	
26	1	HOT PLATE, GAS	HOCKENBERGS	
27	1	GRIDDLE, 24"	EXISTING	
28	1	REFRIGERATED EQUIPMENT STAND, 60" W	HOCKENBERGS	
29	1	FRYER, DEEP FAT, GAS	EXISTING	
30	-	SPARE NUMBER	-	
31	-	SPARE NUMBER	-	
32	2	GYROS MACHINE	OWNER	
33	1	WORK TOP REFRIGERATOR, 48"	EXISTING	
34	1	EXHAUST HOOD	HOCKENBERGS	
35	1	DISPLAY SHELF	GEN.CON.	
36	2	MILLWORK	EXISTING	MODIFY BY GEN.CON.
37	1	REFRIGERATED DISPLAY CASE	HOCKENBERGS	
38	1	POS TERMINAL	OWNER	
39	-	SPARE NUMBER	-	
40	-	SPARE NUMBER	-	
41	-	SPARE NUMBER	-	
42	1	MILLWORK	EXISTING	
43	1	SNEEZE GUARD	HOCKENBERGS	
44	1	DROP-IN COLD WELLS, 4 PAN	HOCKENBERGS	
45	1	DROP-IN HOT WELLS, 4 PAN	HOCKENBERGS	
46	1	SNEEZE GUARD	HOCKENBERGS	
47	1	REFRIGERATOR, WORKTOP	EXISTING	
48	1	BEVERAGE MILLWORK	EXISTING	
49	1	SODA & ICE DISPENSER	EXISTING	
50	-	SPARE NUMBER	-	
51	-	SPARE NUMBER	-	
52	LOT	TABLES AND SEATING	TBD	



FALAFEL KING

BLOOMINGTON, MN
PRELIMINARY DESIGN

PROJECT NUMBER:

DATE:
08/17/2017

SCALE:
1/4" = 1'-0"

DRAWN BY: APPROVED BY:
AZ APPROVER

SHEET TITLE:
FOODSERVICE EQUIPMENT PLAN

SHEET NUMBER:
QF100