


PROJECT

PROJECT ADDRESS:

SOUTHPORT SHOPPING CENTER
3701 OLD SHAKOPEE ROAD WEST
BLOOMINGTON, MN 55431

PL201900057
PL2019-57

SOUTHPORT SHOPPING CENTER



Winther-Johnson-Robinson
Architects-Designers

8175-B Lewis Road
Golden Valley, Minnesota 55427
Phone: 763-398-0459
Fax: 763-398-0455

I hereby certify that this plan, specification or report was prepared by me or under my direct supervision and that I am a duly registered architect under the Laws of the State of Minnesota.

DATE: 08.23.18 REG. NO.: 19466

PROJECT TEAM

| | | |
|---|--|---|
| TENANT: SOUTHPORT SHOPPING CENTER 3701 OLD SHAKOPEE ROAD WEST BLOOMINGTON, MN 55431 | OWNER / MANAGEMENT: TYME PROPERTIES, LLC 3435 LABORE ROAD SUITE B VADNAIS HEIGHTS, MN 55110 CONTACT: STEVE SCHREIER PHONE: 651-330-2403 CELL: 651-248-1664 E-MAIL: STEVE@TYMEPROPERTIES.COM | PROJECT ARCHITECT / DESIGNER: WJR, INC. 8175-B LEWIS ROAD GOLDEN VALLEY, MN 55427 CONTACT: REED ROBINSON PHONE: 763-398-0459 FAX: 763-398-0455 E-MAIL: RROBINSON@WJRINC.COM |
|---|--|---|

PROJECT DESCRIPTION

PROJECT IS TO REMOVE EXISTING CANOPY, RELATED STRUCTURE AND GLAZING OF EXISTING MALL. GENERAL CONTRACTOR TO MAINTAIN EXISTING THERMAL BARRIER BEHIND EXISTING CANOPY. PROVIDE AND INSTALL A COMBINATION OF METAL PANEL AND STUCCO FACADES AT VARYING HEIGHTS AND DEPTHS. SEE ELEVATIONS. PROVIDE LIGHTS CONTINUOUSLY ALONG UNDERSIDE OF NEW CANOPY. PROVIDE DRIFT HOUSES AS NECESSARY TO PREVENT SNOW BUILD UP. THERE WILL BE AREAS WHERE EXISTING BRICK WILL NEED TO BE EXPANDED TO FILL EXPOSED SURFACES. BRICK TO MATCH EXISTING.

GENERAL NOTES

THIS SHEET IS PART OF AN ENTIRE SET OF CONSTRUCTION DOCUMENTS. (SEE SCHEDULE OF DRAWINGS). THE GENERAL CONTRACTOR IS RESPONSIBLE FOR ALL COORDINATION BETWEEN SUBCONTRACTORS BASED ON THE ENTIRE SET OF DOCUMENTS. THE INTENT OF THESE DRAWINGS IS AS A DESIGN-BUILD SET AND THE SPECIFIC SUBCONTRACTORS SHALL ATTACH THEIR DESIGN DRAWINGS TO THIS SET FOR APPROVAL. IN CASE OF INCONSISTENCIES OR DISCREPANCIES BETWEEN DRAWINGS THE MOST STRINGENT NOTE OR CONDITION SHALL APPLY AND THE CONTRACTOR SHALL NOTIFY THE ARCHITECT IMMEDIATELY OF SUCH DISCREPANCIES.

IT IS THE RESPONSIBILITY OF THE GENERAL CONTRACTOR TO FIELD VERIFY EXISTING SITE CONDITIONS AND DIMENSIONS PRIOR TO STARTING CONSTRUCTION. CONDITIONS SHOWN ON THESE DOCUMENTS ARE BASED ON THE BEST AVAILABLE INFORMATION AND DOES NOT INCLUDE ANY HIDDEN OR UNFORESEEN CONDITIONS.

GENERAL CONTRACTOR SHALL KEEP ALL HANDBOOKS, PAPERWORK AND KEYS IN A MARKED ENVELOPE. THIS ENVELOPE SHALL BE TURNED OVER TO THE OWNER WITH THE CERTIFICATE OF OCCUPANCY (IF REQUIRED), LIEN WAIVERS, WARRANTIES, GUARANTEES AND EQUIPMENT OPERATION MANUALS.

GENERAL CONTRACTOR IS RESPONSIBLE FOR MAINTAINING A CURRENT SET OF CONSTRUCTION DOCUMENTS ON SITE DURING CONSTRUCTION. THE GENERAL CONTRACTOR SHALL INDICATE ON THESE PLANS ALL APPROVED CHANGES TO THE WORK DESCRIBED ON THESE DRAWINGS. THIS SHALL BE TURNED OVER TO THE OWNER WHEN PROJECT IS COMPLETED.

IF ANY ERRORS, DISCREPANCIES OR OMISSIONS APPEAR ON THESE DRAWINGS, SPECIFICATIONS OR OTHER CONTRACT DOCUMENTS, THE CONTRACTOR SHALL NOTIFY THE PROJECT ARCHITECT IMMEDIATELY. FAILURE TO GIVE NOTICE WILL CAUSE THE CONTRACTOR TO BE HELD RESPONSIBLE FOR THE RESULTS OF SUCH ERRORS, DISCREPANCIES OR OMISSIONS AND THE COST OF RECTIFYING THE SAME.

NO MATERIAL SUBSTITUTIONS WILL BE ALLOWED UNLESS SUBMITTED IN WRITING TO THE ARCHITECT AND BUILDING OWNERS OR PROJECT MANAGER'S DESIGNATED REPRESENTATIVE FOR PRIOR APPROVAL.

NOTIFICATION OF INTENT TO MAKE SUBSTITUTIONS MUST BE SUBMITTED WITHIN 5 WORKING DAYS OF CONTRACT AWARD.

ALL MATERIALS AND PRODUCTS USED SHALL MATCH BUILDING STANDARDS (OR BEST PRACTICE) AS REQUIRED BY BUILDING MANAGEMENT.

REFER TO CONTRACTOR/LANDLORD RESPONSIBILITY SCHEDULE FOR WORK RESPONSIBILITIES. SCHEDULE HAS PRECEDENT OVER DRAWINGS AND SPECIFICATIONS.

GENERAL CONTRACTOR TO CHECK IN AND VERIFY ALL SHIPMENTS OF OWNER FURNISHED MATERIALS. THIS INCLUDES VERIFYING PURCHASE ORDERS AGAINST PACKING LISTS AND THEN NOTIFYING TENANT OF ALL BACK ORDERS OR SHORTAGES. IF THIS IS NOT DONE THE GENERAL CONTRACTOR WILL BEAR ALL COSTS OF ANY EXPEDITED FREIGHT CHARGES TO MEET THE CONSTRUCTION SCHEDULE.

GENERAL CONTRACTOR AND SUBCONTRACTORS WILL BE FULLY RESPONSIBLE FOR ANY WORK DONE AT THE PREMISES WITHOUT WRITTEN APPROVAL BY THE TENANT OR ARCHITECT.

ALL MODIFICATIONS TO EXISTING STRUCTURAL COMPONENTS SHALL INCLUDE RE-FIREPROOFING, AS NECESSARY, OF PRIMARY STRUCTURAL MEMBERS TO FIRE RESISTANCE OF THREE HOURS, AND SECONDARY MEMBERS WHICH DO NOT FRAME INTO COLUMNS TO FIRE RESISTANCE OF TWO HOURS.

WORK WHICH CREATES EXCESSIVE NOISE OR DISRUPTION TO TENANTS SHALL BE PERFORMED DURING NON-BUSINESS HOURS ONLY. CONTRACTOR TO COORDINATE WITH BUILDING MANAGEMENT.

HYAC SHALL BE DESIGN BUILD UNDER SEPARATE CONTRACT

GENERAL CONTRACTOR SHALL HAVE COMPLETE MECHANICAL AND ELECTRICAL DRAWINGS COMPLETED AND SUBMITTED TO LOCAL AUTHORITIES FOR REQUIRED REVIEWS, APPROVALS AND PERMITS (AS REQUIRED BY THE GOVERNING JURISDICTION).

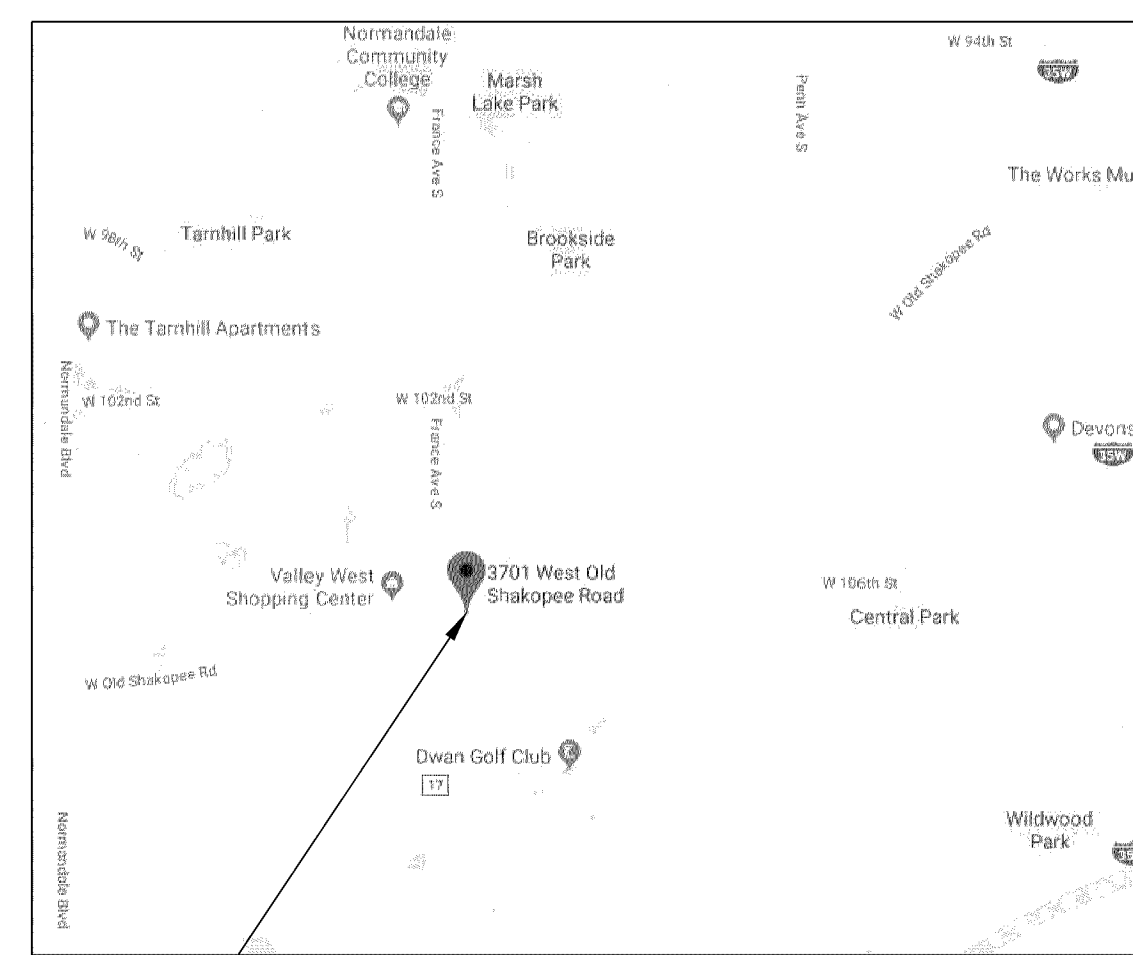
SIGNAGE: INTERIOR AND EXTERIOR SIGNAGE SHALL BE FURNISHED AND INSTALLED BY TENANT.

THESE DRAWINGS ARE NOT TO BE SCALED.

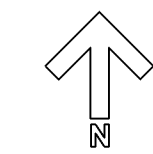
CODE REVIEW

| | |
|---------------------------|---|
| BUILDING NAME: | SOUTHPORT SHOPPING CENTER |
| BUILDING ADDRESS: | 3701 OLD SHAKOPEE ROAD WEST BLOOMINGTON, MN 55431 |
| GOVERNING CODES: | 2015 MN STATE BLDG CODE 2015 MN STATE ACCESSIBILITY CODE 2015 MN ENERGY CODE 2015 MN PLUMBING CODE 2015 MN MECH AND FUEL GAS CODE 2011 NEC |
| FIRE PROTECTION: | BUILDING IS FULLY SPRINKLED - NFPA 13 |
| OCCUPANCY CLASSIFICATION: | M - MERCANTILE |
| TYPE OF CONSTRUCTION: | II-B - UNLIMITED SECTION 5013 SPRINKLED ONE-STORY |
| TENANT AREA: | 44,629 SF |
| BUILDING GROSS AREA: | 45,114 SF |

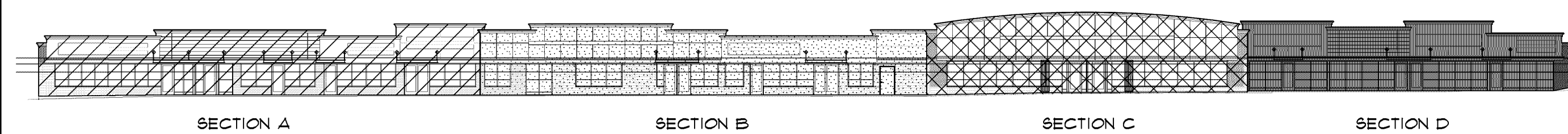
LOCATION MAP



PROPERTY LOCATION



BUILDING FACADE SECTIONS



SHEET INDEX

| SHEET ISSUE LEGEND | |
|--------------------|---|
| 1 | SHEET ISSUED/REISSUED WITH CHANGES |
| 2 | SHEET REISSUED FOR INFORMATION ONLY, NO CHANGES |
| 3 | NOT FOR CONSTRUCTION - REFERENCE ONLY |
| X | SHEET OMITTED FROM SET |

ARCHITECTURAL

| | DEMO PACKAGE | REVIEW SET 08-23-18 | BIDDING 10-12-18 | REV 2 04-04-19 | REVISION 3 | REVISION 4 | REVISION 5 |
|--|--------------|---------------------|------------------|----------------|------------|------------|------------|
| T01 TITLE SHEET / CODE REVIEW | | 1 | 1 | 2 | | | |
| A1 DEMOLITION PLAN / ELEV. | | 1 | 1 | 2 | | | |
| A2.1 CONSTRUCT. PLAN / ELEV. - SECT. A | | 1 | 1 | 2 | | | |
| A2.2 CONSTRUCT. PLAN / ELEV. - SECT. B | | 1 | 1 | 2 | | | |
| A2.3 CONSTRUCT. PLAN / ELEV. - SECT. C | | 1 | 1 | 1 | | | |
| A2.4 CONSTRUCT. PLAN / ELEV. - SECT. D | | 1 | 1 | 1 | | | |
| A2.5 CONSTRUCT. PLAN / ELEV. - EAST/WEST | | 1 | 1 | 2 | | | |
| A3.1 WALL SECTIONS AND DETAILS | | 1 | 1 | 2 | | | |
| A3.2 WALL SECTIONS AND DETAILS | | 1 | 1 | 1 | | | |
| A3.3 WALL SECTIONS | | 1 | 1 | 1 | | | |
| S1.0 GENERAL STRUCTURAL NOTES | | X | 1 | 2 | | | |
| S2.0 FDN AND FRAMING PLAN - SECTION A | | X | 1 | 1 | | | |
| S2.1 FDN AND FRAMING PLAN - SECTION B | | X | 1 | 1 | | | |
| S2.2 FDN AND FRAMING PLAN - SECTION C | | X | 1 | 1 | | | |
| S2.3 FDN AND FRAMING PLAN - SECTION D | | X | 1 | 1 | | | |
| S3.0 FOUNDATION DETAILS | | X | 1 | 2 | | | |
| S3.1 FRAMING DETAILS | | X | 1 | 1 | | | |

REVISION 04-04-19
ISSUES & REVISIONS: 1, 2, 3, 4, 5

Origin Date: 08-23-18

Sheet Title:

Location:
3701 Old Shakopee Road West
Bloomington, MN 55431

Project No.: 18-440.01B
Scale: As Noted
Drawn By: RFR
Approval: RFR


T01

OF 10

© COPYRIGHT DRAWING & DESIGN 2018, WJR, INC.

SOUTHPORT SHOPPING CENTER
FACADE REMODELING

PL201900057
PL2019-57



Winther-Johnson-Robinson
Architects-Designers

8175-B Lewis Road
Golden Valley, Minnesota 55427
Phone: 763-398-0459
Fax: 763-398-0455

I hereby certify that this plan, specification or report was prepared by me or under my direct supervision and that I am a duly registered architect under the Laws of the State of Minnesota.

DATE: 08.23.18 REG. NO.: 19466

SOUTHPORT SHOPPING CENTER
FACADE REMODELING

BIDDING ISSUE 10-19-18
Issues & Revisions:

Origination Date: 08-23-18

Sheet Title:

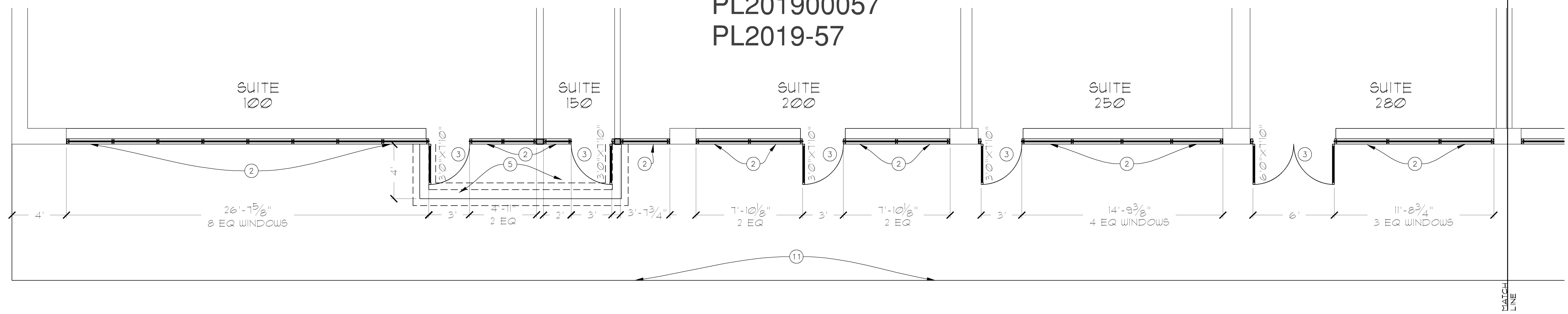
CONSTRUCTION PLAN
CONSTRUCTION ELEV. SECTION A

Location:
3701 Old Shakopee Road West
Bloomington, MN 55431

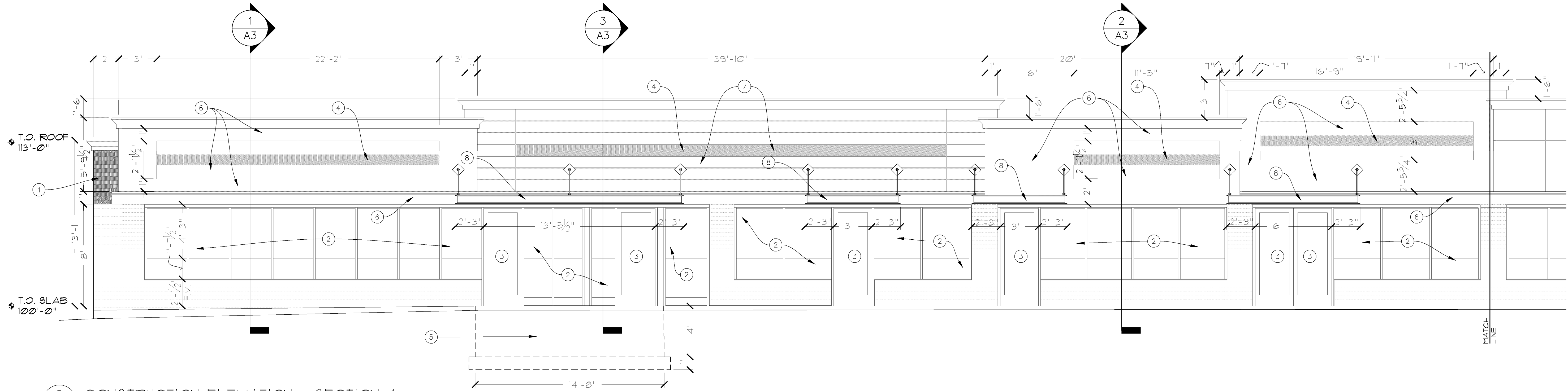
Project No.: 18-4440.01B
Scale: As Noted
Drawn By:
Approval: RFR

A2.1

OF 10
© COPYRIGHT DRAWING & DESIGN, 2018, WJR, INC.



1 CONSTRUCTION FLOOR PLAN - SECTION A
SCALE: 1/4" = 1'-0"



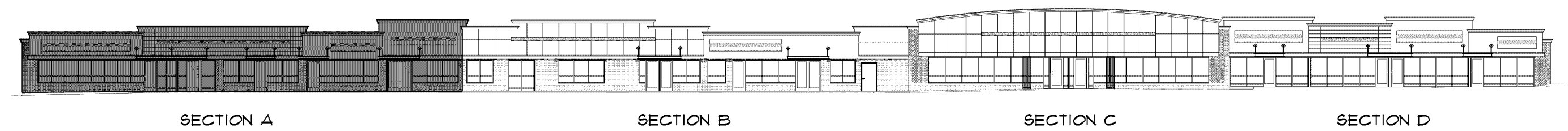
2 CONSTRUCTION ELEVATION - SECTION A
SCALE: 1/4" = 1'-0"

GENERAL CONSTRUCTION NOTES

- A. NEW WINDOW SYSTEM SHALL BE CMI ARCHITECTURAL 450TB-CG 2X4 1/2" THERMAL WITH 1" INSULATED GLASS. COLOR OF FRAME - CLEAR ANODIZED. GLASS SHALL BE VITRO ARCHITECTURAL GLASS - SOLORBAN 60 LOW-E GLASS WITH BOTH PANE'S CLEAR.
- B. NEW DOORS SHALL BE CMI ARCHITECTURAL 351 SERIES MEDIUM STILE DOORS WITH 1" INSULATED GLAZING. SEE ABOVE FOR GLASS TYPE. BOTTOM RAIL SHALL BE 10". COLOR - CLEAR ANODIZED. PROVIDE 2 PAIR OF 5 PIN BALL BEARING HINGES WITH SECURITY PINS EACH DOOR. HEAVY DUTY LCN CLOSERS, VON DUPRIN PANIC DEVICE, WEATHER SEAL, DOOR BOTTOM SWEEP AND THERMALLY BROKEN THRESHOLD. WHERE PAIR OF DOORS, PROVIDE COORDINATOR.
- C. STUCCO SHALL BE THREE COAT BROWN, SCRATCH AND FINISH COAT ON METAL LATH. COLOR TO BE DETERMINED. THERE WILL BE MULTIPLE COLORS ON JOB BUT ONLY ONE COLOR WITHIN A GIVE FACADE ELEMENT. PROVIDE METAL CONTROL JOINTS AS SHOWN ON DRAWINGS.
- D. METAL NON-INSULATED VITRABOND ALUMINUM COMPOSITE PANEL. SYSTEM IS A RAINSCREEN AND SUBJECT TO MOISTURE PENETRATION. SEE WALL SECTIONS FOR LOCATION OF WATER MEMBRANE.
- E. CANOPY WITH TURNBUCKLE RODS. SEE STRUCTURAL DRAWINGS FOR DESIGN OF CANOPY. CANOPY WILL BE BANDED BY 8" CHANNEL - PRIMED AND PAINTED.

CONSTRUCTION KEY NOTES

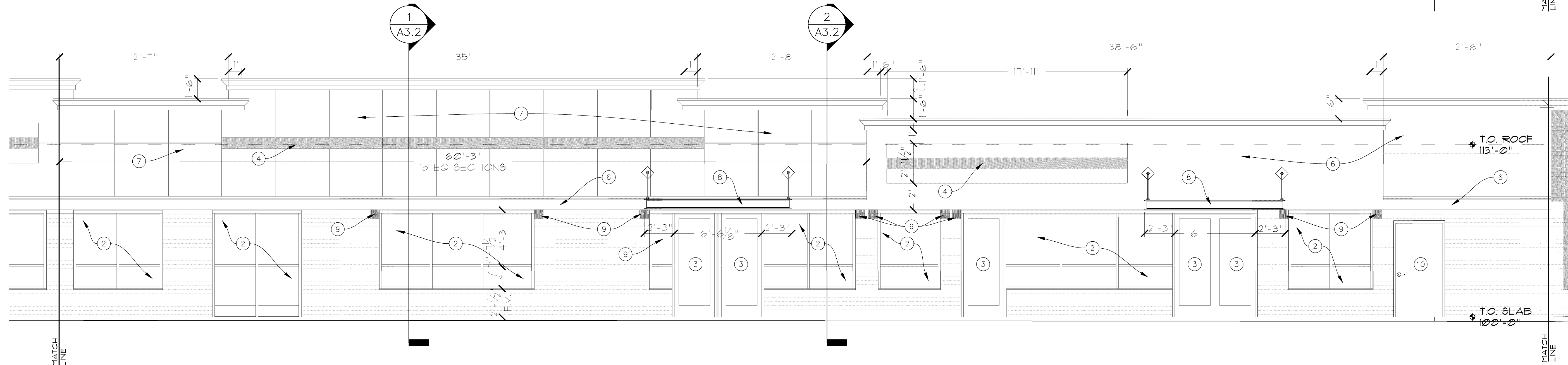
1. EXTEND BRICK TO NEW PARAPET HEIGHT. MATCH EXISTING BRICK AND MORTAR COLOR WITH NEW. AREA WHERE BRICK IS NEW IS SHOWN IN SHADED AREA.
2. NEW WINDOW SYSTEM
3. NEW DOOR SYSTEM
4. ELECTRICAL RACEWAY WITH WATERTIGHT COVER. COVER TO MATCH ADJACENT STUCCO COLOR OR METAL PANEL COLOR. SEE WALL SECTIONS FOR RACEWAY. RACEWAY IS DENOTED WITH SHADING ON ELEVATIONS.
5. NEW CONCRETE BLOCK STOOP AT RE-POSITIONED DOORS. SEE STRUCTURAL FOR DESIGN.
6. STUCCO WALL
7. METAL PANEL SYSTEM BY VITRABOND.
8. METAL CANOPY
9. INFILL MASONRY AS NEEDED AT CORNER OF OPENING. AREA OF CONCERN IS DEPICTED IN A SHADED AREA.
10. EXISTING DOOR AND FRAME TO REMAIN. SAND, PRIME AND PAINT TWO COATS.
11. EXISTING SIDEWALK LINE TO REMAIN



PL201900057
PL2019-57



1 CONSTRUCTION FLOOR PLAN - SECTION B
SCALE: 1/4" = 1'-0"



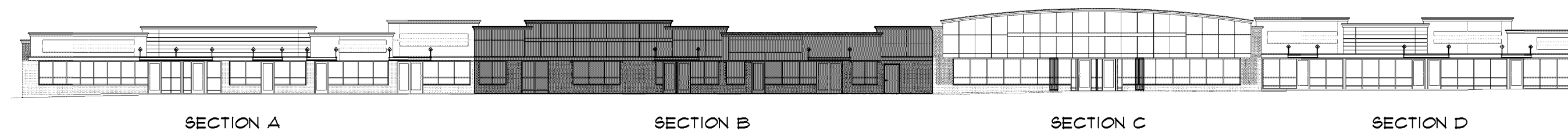
2 CONSTRUCTION ELEVATION - SECTION B
SCALE: 1/4" = 1'-0"

GENERAL CONSTRUCTION NOTES

- A. NEW WINDOW SYSTEM SHALL BE CMI ARCHITECTURAL 450TB-CG 2X4 1/2" THERMAL WITH 1" INSULATED GLASS. COLOR OF FRAME - CLEAR ANODIZED. GLASS SHALL BE VITRO ARCHITECTURAL GLASS - SOLORBAN 60 LOW-E GLASS WITH BOTH PANES CLEAR.
- B. NEW DOORS SHALL BE CMI ARCHITECTURAL 351 SERIES MEDIUM STYLE DOORS WITH 1" INSULATED GLAZING. SEE ABOVE FOR GLASS TYPE. BOTTOM RAIL SHALL BE 10". COLOR - CLEAR ANODIZED. PROVIDE 2 PAIR OF 5 PIN BALL BEARING HINGES WITH SECURITY FINIS EACH DOOR. HEAVY DUTY LON CLOSERS. VON DUPRIN PANIC DEVICE. WEATHER SEAL. DOOR BOTTOM SWEEP AND THERMALLY BROKEN THRESHOLD. WHERE PAIR OF DOORS, PROVIDE COORDINATOR.
- C. STUCCO SHALL BE THREE COAT BROWN, SCRATCH AND FINISH COAT ON METAL LATH. COLOR TO BE DETERMINED. THERE WILL BE MULTIPLE COLORS ON JOB BUT ONLY ONE COLOR WITHIN A GIVE FACADE ELEMENT. PROVIDE METAL CONTROL JOINTS AS SHOWN ON DRAWINGS.
- D. METAL NON-INSULATED VITRABOND ALUMINUM COMPOSITE PANEL. SYSTEM IS A RAINSCREEN AND SUBJECT TO MOISTURE PENETRATION. SEE WALL SECTIONS FOR LOCATION OF WATER MEMBRANE.
- E. CANOPY WITH TURNBUCKLE RODS. SEE STRUCTURAL DRAWINGS FOR DESIGN OF CANOPY. CANOPY WILL BE BANDED BY 2" CHANNEL - PRIME AND PAINTED

CONSTRUCTION KEY NOTES

1. EXTEND BRICK TO NEW PARAPET HEIGHT. MATCH EXISTING BRICK AND MORTAR COLOR WITH NEW. AREA WHERE BRICK IS NEW IS SHOWN IN SHADED AREA.
2. NEW WINDOW SYSTEM
3. NEW DOOR SYSTEM
4. ELECTRICAL RACEWAY WITH WATERTIGHT COVER. COVER TO MATCH ADJACENT STUCCO COLOR OR METAL PANEL COLOR. SEE WALL SECTIONS FOR RACEWAY. RACEWAY IS DENOTED WITH SHADING ON ELEVATIONS.
5. NEW CONCRETE BLOCK STOOP AT RE-POSITIONED DOORS. SEE STRUCTURAL FOR DESIGN.
6. STUCCO WALL
7. METAL PANEL SYSTEM BY VITRABOND.
8. METAL CANOPY
9. INFILL MASONRY AS NEEDED AT CORNER OF OPENING. AREA OF CONCERN IS DEPICTED IN A SHADED AREA.
10. EXISTING DOOR AND FRAME TO REMAIN. SAND, PRIME AND PAINT TWO COATS.
11. EXISTING SIDEWALK LINE TO REMAIN



I hereby certify that this plan, specification or report was prepared by me or under my direct supervision and that I am a duly registered architect under the Laws of the State of Minnesota.
GEOFF ROBINSON
Date: 08.23.18 Reg. No.: 19466

SOUTHPORT SHOPPING CENTER
FACADE REMODELING

BIDDING ISSUE
Issues & Revisions: 1 10-19-18
Origination Date: 08-23-18

Sheet Title:
CONSTRUCTION PLAN
CONSTRUCTION ELEV.
SECTION B

Location:
3701 Old Shakopee Road West
Bloomington, MN 55431

Project No.: 18-440.01B
Scale: As Noted
Drawn By:
Approved: RFR

PL201900057
PL2019-57



Winther-Johnson-Robinson
Architects-Designers

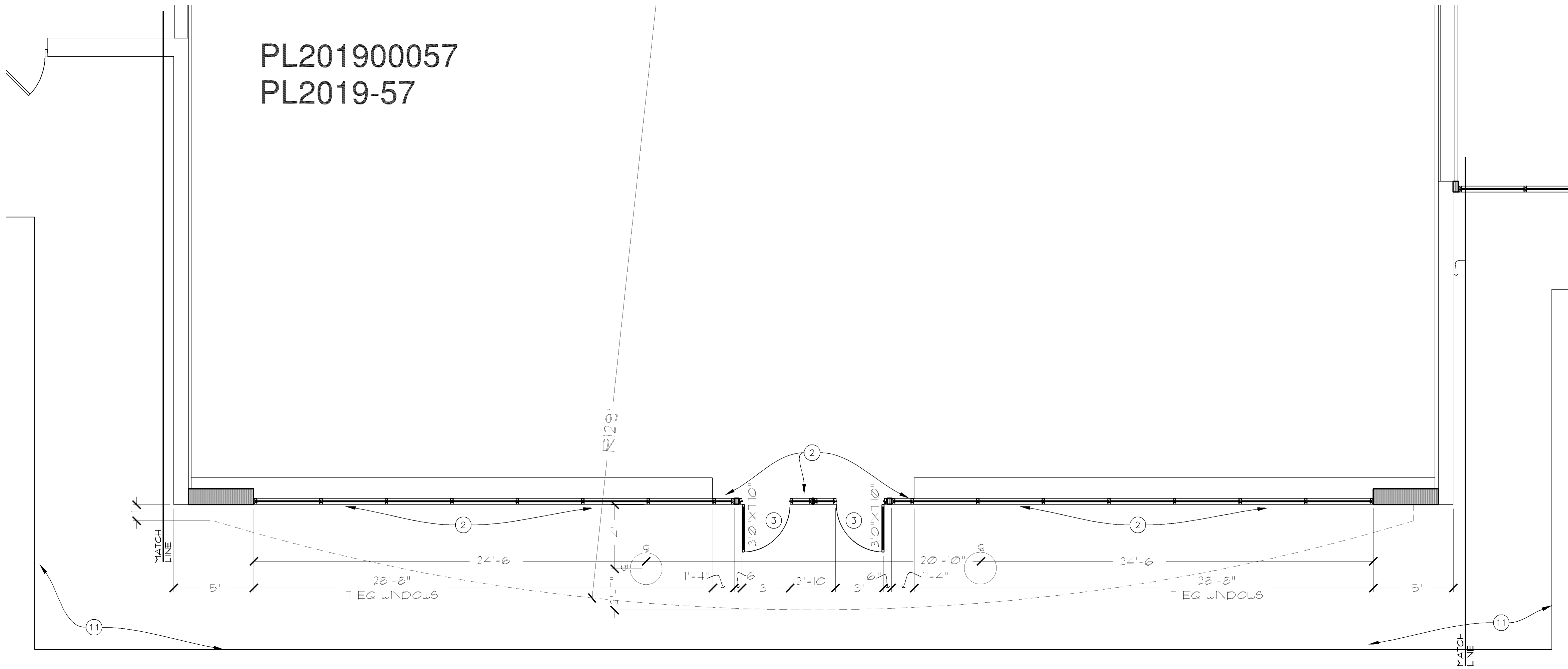
8175-B Lewis Road
Golden Valley, Minnesota 55427
Phone: 763-398-0459
Fax: 763-398-0455

I hereby certify that this plan, specification or report was prepared by me or under my direct supervision and that I am a duly registered architect under the Laws of the State of Minnesota.

REBEY ROBINSON

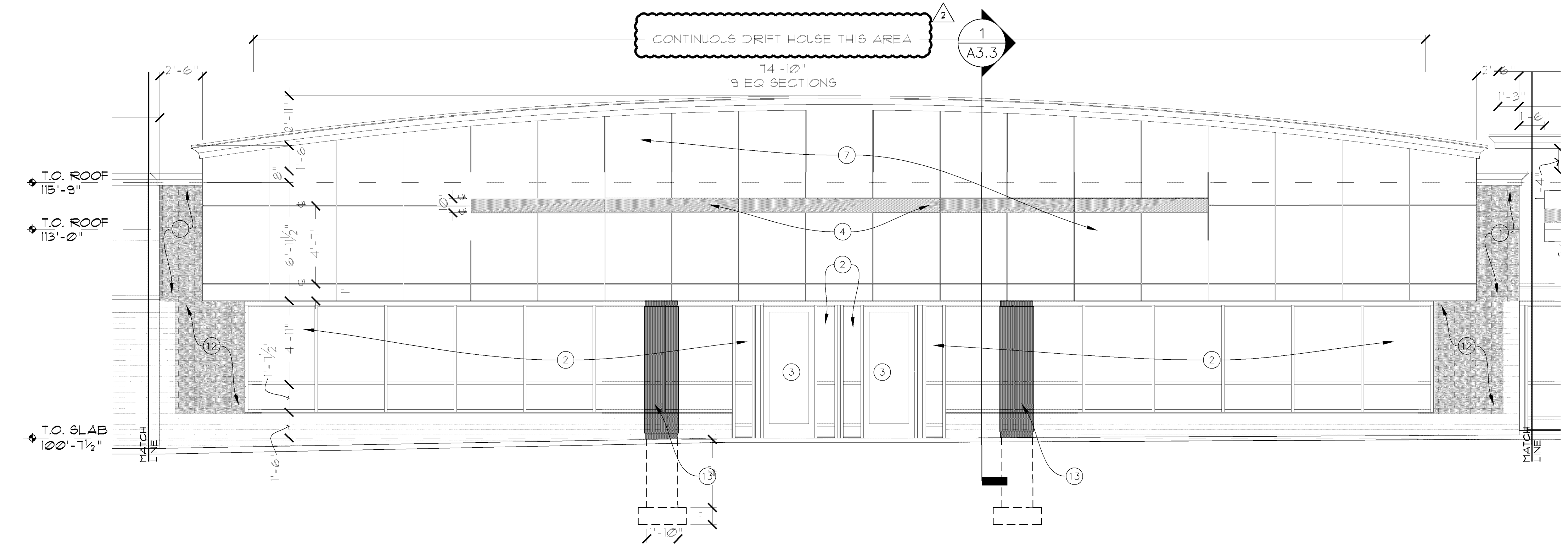
Date: 08.23.18 Reg. No.: 19466

SOUTHPORT SHOPPING CENTER
FACADE REMODELING



1
A2.3

CONSTRUCTION FLOOR PLAN - SECTION C
SCALE: 1/4" = 1'-0"



2
A2.3

CONSTRUCTION ELEVATION - SECTION C
SCALE: 1/4" = 1'-0"

GENERAL CONSTRUCTION NOTES

- A. NEW WINDOW SYSTEM SHALL BE CMI ARCHITECTURAL 450TB-CG 2X4 1/2" THERMAL WITH 1" INSULATED GLASS. COLOR OF FRAME - CLEAR ANODIZED. GLASS SHALL BE VITRO ARCHITECTURAL GLASS - SOLOREBAN 60 LOW-E GLASS WITH BOTH PANES CLEAR.
- B. NEW DOORS SHALL BE CMI ARCHITECTURAL 351 SERIES MEDIUM STYLE DOORS WITH 1" INSULATED GLAZING. SEE ABOVE FOR GLASS TYPE. BOTTOM RAIL SHALL BE 10". COLOR - CLEAR ANODIZED. PROVIDE 2 PAIR OF 5 PIN BALL BEARING HINGES WITH SECURITY FINIS EACH DOOR. HEAVY DUTY LCN CLOSERS. VON DUPREIN FINIC DEVICE. WEATHER SEAL. DOOR BOTTOM SWEEP AND THERMALLY BROKEN THRESHOLD. WHERE PAIR OF DOORS, PROVIDE COORDINATOR.
- C. STUCCO SHALL BE THREE COAT BROWN. SCRATCH AND FINISH COAT ON METAL LATH. COLOR TO BE DETERMINED. THERE WILL BE MULTIPLE COLORS ON JOB BUT ONLY ONE COLOR WITHIN A GIVE FACADE ELEMENT. PROVIDE METAL CONTROL JOINTS AS SHOWN ON DRAWINGS.
- D. METAL NON-INSULATED VITRABOND ALUMINUM COMPOSITE PANEL. SYSTEM IS A RAINSCREEN AND SUBJECT TO MOISTURE PENETRATION. SEE WALL SECTIONS FOR LOCATION OF WATER MEMBRANE.
- E. CANOPY WITH TURNBUCKLE RODS. SEE STRUCTURAL DRAWINGS FOR DESIGN OF CANOPY. CANOPY WILL BE BANDED BY 2" CHANNEL - PRIMED AND PAINTED.

CONSTRUCTION KEY NOTES

1. EXTEND BRICK TO NEW PARAPET HEIGHT. MATCH EXISTING BRICK AND MORTAR COLOR WITH NEW. AREA WHERE BRICK IS NEW IS SHOWN IN SHADED AREA.
2. NEW WINDOW SYSTEM
3. NEW DOOR SYSTEM
4. ELECTRICAL RACEWAY WITH WATERTIGHT COVER. COVER TO MATCH ADJACENT STUCCO COLOR OR METAL PANEL COLOR. SEE WALL SECTIONS FOR RACEWAY. RACEWAY IS DENOTED WITH SHADING ON ELEVATIONS.
5. NEW CONCRETE BLOCK STOOP AT RE-POSITIONED DOORS. SEE STRUCTURAL FOR DESIGN.
6. STUCCO WALL
7. METAL PANEL SYSTEM BY VITRABOND.
8. METAL CANOPY
9. INFILL MASONRY AS NEEDED AT CORNER OF OPENING. AREA OF CONCERN IS DEPICTED IN A SHADED AREA.
10. EXISTING DOOR AND FRAME TO REMAIN. SAND, PRIME AND PAINT TWO COATS.
11. EXISTING SIDEWALK LINE TO REMAIN
12. INFILL MASONRY AS NEEDED AT CORNER OF OPENING. MATCH EXISTING BRICK AND MORTAR COLOR WITH NEW. AREA WHERE BRICK IS NEW IS SHOWN IN SHADED AREA.
13. 24" DIA. FAC-CLAD PETERSON ALUMINUM COLUMN COVER WITH 4" HEAD AND BASE DETAIL - FACI000P COLUMN COVER - COLOR (TBD)

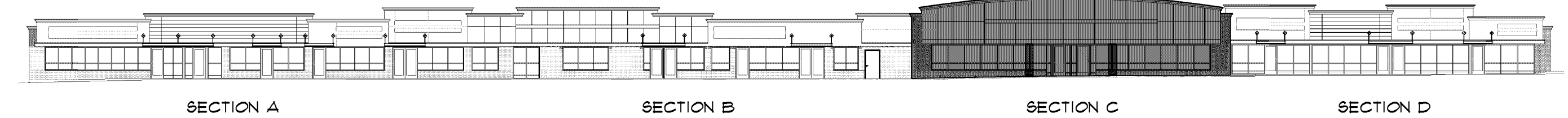
CLARIFICATION 04.04.19
BIDDING ISSUE 10.12.18
Issues & Revisions:

Origination Date: 08-23-18


Sheet Title:
CONSTRUCTION PLAN
CONSTRUCTION ELEV.
SECTION C

Location:
3701 Old Shakopee Road West
Bloomington, MN 55431

Project No.: 18-440.01B
Scale: As Noted
Drawn By:
Approval: RFR



PL201900057
PL2019-57



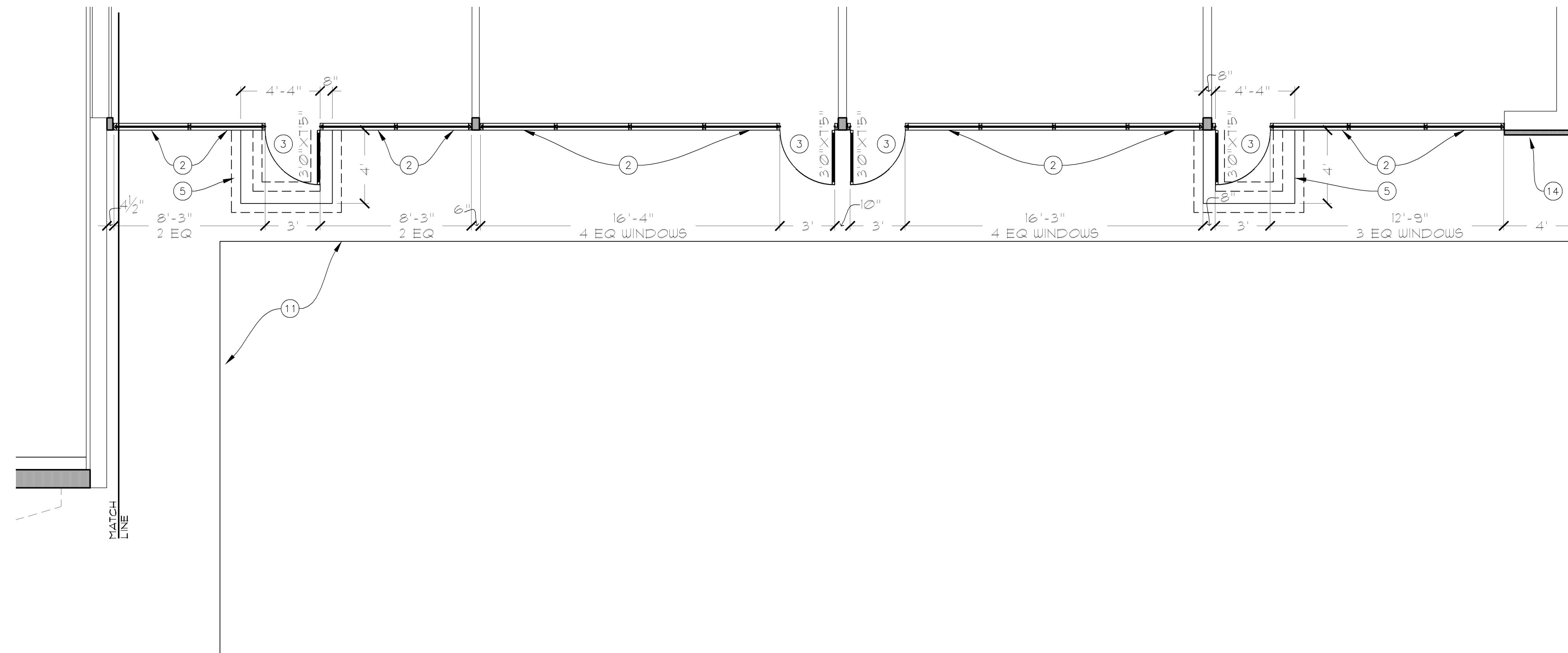
Winther-Johnson-Robinson
Architects-Designers

8175-B Lewis Road
Golden Valley, Minnesota 55427
Phone: 763-398-0459
Fax: 763-398-0455

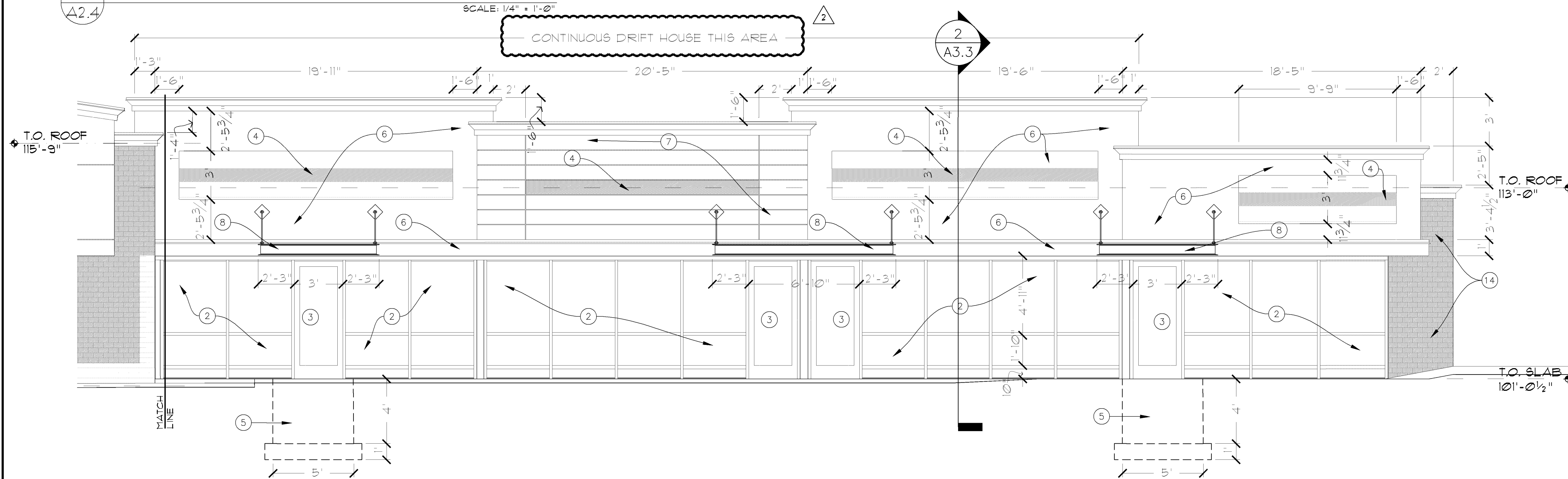
I hereby certify that this plan, specification or report was prepared by me or under my direct supervision and that I am a duly registered architect under the Laws of the State of Minnesota.

DATE: 08.23.18 REG. NO.: 19466

SOUTHPORT SHOPPING CENTER
FACADE REMODELING



1 CONSTRUCTION FLOOR PLAN - SECTION D
SCALE: 1/4" = 1'-0"



2 CONSTRUCTION ELEVATION - SECTION D
SCALE: 1/4" = 1'-0"

GENERAL CONSTRUCTION NOTES

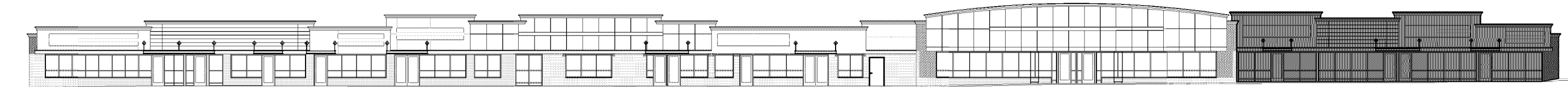
- A. NEW WINDOW SYSTEM SHALL BE CMI ARCHITECTURAL 450TB-CG 2X4 1/2" THERMAL WITH 1" INSULATED GLASS. COLOR OF FRAME - CLEAR ANODIZED. GLASS SHALL BE VITRO ARCHITECTURAL GLASS - SOLORBAN 60 LOW-E GLASS WITH BOTH PANE'S CLEAR.
- B. NEW DOORS SHALL BE CMI ARCHITECTURAL 351 SERIES MEDIUM STILE DOORS WITH 1" INSULATED GLAZING. SEE ABOVE FOR GLASS TYPE. BOTTOM RAIL SHALL BE 10" COLOR - CLEAR ANODIZED. PROVIDE 2 PAIR OF 5 PIN BALL BEARING HINGES WITH SECURITY PINS EACH DOOR. HEAVY DUTY LON CLOSERS, VON DUPRIN PANIC DEVICE, WEATHER SEAL, DOOR BOTTOM SLEEP AND THERMALLY BROKEN THRESHOLD. WHERE PAIR OF DOORS, PROVIDE COORDINATOR.
- C. STUCCO SHALL BE THREE COAT BROWN, SCRATCH AND FINISH COAT ON METAL LATH. COLOR TO BE DETERMINED. THERE WILL BE MULTIPLE COLORS ON JOB BUT ONLY ONE COLOR WITHIN A GIVE FACADE ELEMENT. PROVIDE METAL CONTROL JOINTS AS SHOWN ON DRAWINGS.
- D. METAL NON-INSULATED VITRABOND ALUMINUM COMPOSITE PANEL. SYSTEM IS A RAINSCREEN AND SUBJECT TO MOISTURE PENETRATION. SEE WALL SECTIONS FOR LOCATION OF WATER MEMBRANE.
- E. CANOPY WITH TURNBUCKLE RODS. SEE STRUCTURAL DRAWINGS FOR DESIGN OF CANOPY. CANOPY WILL BE BANDED BY 8" CHANNEL - PRIMED AND PAINTED.

CONSTRUCTION KEY NOTES

1. EXTEND BRICK TO NEW PARAPET HEIGHT. MATCH EXISTING BRICK AND MORTAR COLOR WITH NEW. AREA WHERE BRICK IS NEW IS SHOWN IN SHADED AREA.
2. NEW WINDOW SYSTEM
3. NEW DOOR SYSTEM
4. ELECTRICAL RACEWAY WITH WATERTIGHT COVER. COVER TO MATCH ADJACENT STUCCO COLOR OR METAL PANEL COLOR. SEE WALL SECTIONS FOR RACEWAY. RACEWAY IS DENOTED WITH SHADING ON ELEVATIONS.
5. NEW CONCRETE BLOCK STOOP AT RE-POSITIONED DOORS. SEE STRUCTURAL FOR DESIGN.
6. STUCCO WALL
7. METAL PANEL SYSTEM BY VITRABOND.
8. METAL CANOPY
9. INFILL MASONRY AS NEEDED AT CORNER OF OPENING. AREA OF CONCERN IS DEPICTED IN A SHADED AREA.
10. EXISTING DOOR AND FRAME TO REMAIN. SAND, PRIME AND PAINT TWO COATS.
11. EXISTING SIDEWALK LINE TO REMAIN

CONSTRUCTION KEY NOTES (CONT)

12. INFILL BRICK TO NEW WALL DIMENSION. MATCH EXISTING BRICK AND MORTAR COLOR WITH NEW. AREA WHERE BRICK IS NEW IS SHOWN IN SHADED AREA.
13. 24" DIA. PAC-CLAD PETERSON ALUMINUM COLUMN COVER WITH 4" HEAD AND BASE DETAIL - FACI000F COLUMN COVER - COLOR (TBD)
14. NEW BRICK VENEER IN LIEU OF STONE VENEER. MATCH EXISTING BRICK AND MORTAR COLOR WITH NEW. AREA WHERE BRICK IS NEW IS SHOWN IN SHADED AREA.



SECTION A SECTION B SECTION C SECTION D

CLARIFICATION: 2 04.04.19
BIDDING ISSUE: 1 10.12.18
Issues & Revisions:

Origination Date: 08-23-18

Sheet Title:
CONSTRUCTION PLAN
CONSTRUCTION ELEV.
SECTION D


Location:
3701 Old Shakopee Road West
Bloomington, MN 55431

Project No.: 18-440.01B
Scale: As Noted
Drawn By:
Approval: RFR

A2.4

OF 10

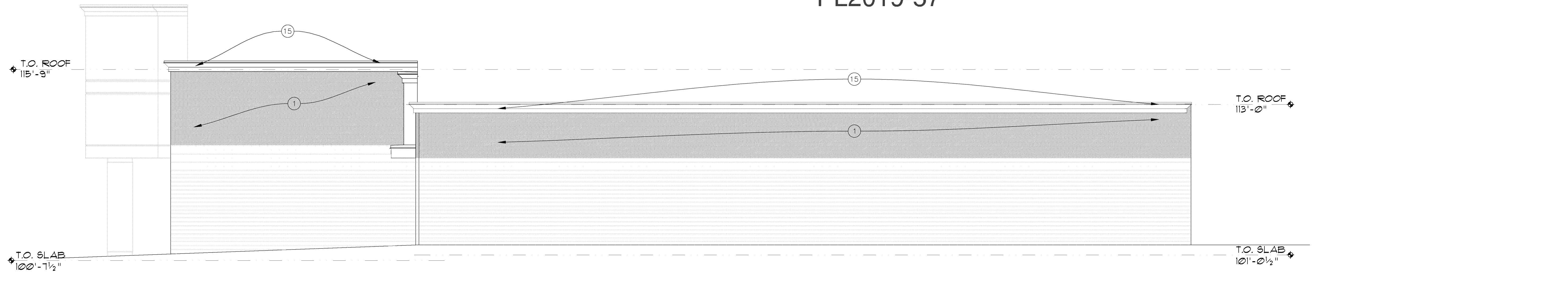
© COPYRIGHT DRAWING & DESIGN, 2018, WJR, INC.



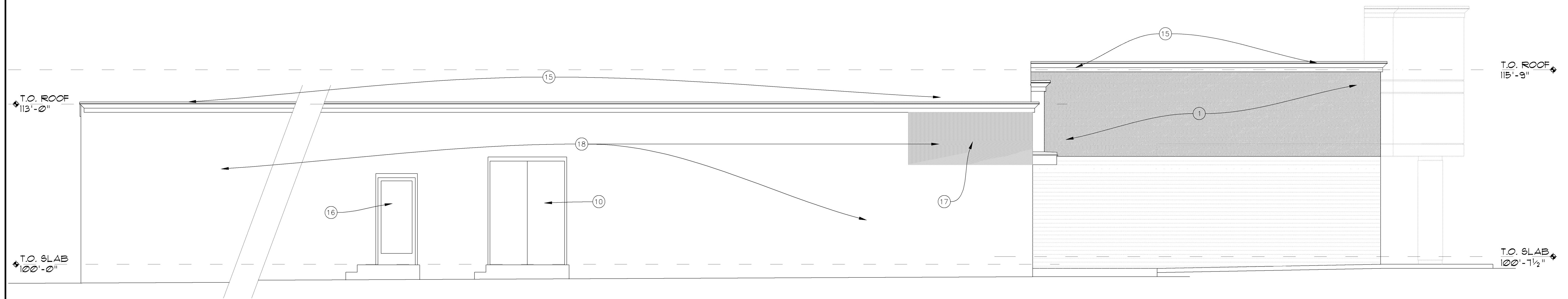
I hereby certify that this plan, specification or report was prepared by me or under my direct supervision and that I am a duly registered architect under the Laws of the State of Minnesota.

W. J. ROBINSON
W. J. ROBINSON

Date: 08.23.18 Reg. No.: 19466



1 CONSTRUCTION ELEVATION WEST OF SECTION C AND D
SCALE: 1/4" = 1'-0"



2 CONSTRUCTION ELEVATION - EAST OF SECTION A AND C
SCALE: 1/4" = 1'-0"

GENERAL CONSTRUCTION NOTES

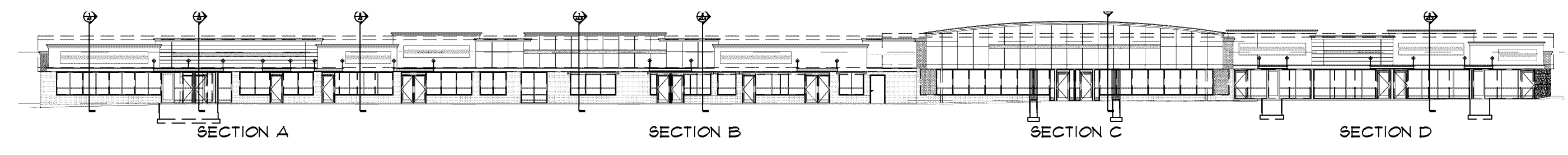
- A. NEW WINDOW SYSTEM SHALL BE CMI ARCHITECTURAL 450TB-CG 2X4 1/2" THERMAL WITH 1" INSULATED GLASS. COLOR OF FRAME - CLEAR ANODIZED. GLASS SHALL BE VITRO ARCHITECTURAL GLASS - SOLORBAN 60 LOW-E GLASS WITH BOTH PANE'S CLEAR.
- B. NEW DOORS SHALL BE CMI ARCHITECTURAL 351 SERIES MEDIUM STILE DOORS WITH 1" INSULATED GLAZING. SEE ABOVE FOR GLASS TYPE. BOTTOM RAIL SHALL BE 10" COLOR - CLEAR ANODIZED. PROVIDE 2 PAIR OF 5 PIN BALL BEARING HINGES WITH SECURITY PINS EACH DOOR. HEAVY DUTY LCN CLOSERS, VON DUPRIN PANIC DEVICE, WEATHER SEAL, DOOR BOTTOM SWEEP AND THERMALLY BROKEN THRESHOLD. WHERE PAIR OF DOORS, PROVIDE COORDINATOR.
- C. STUCCO SHALL BE THREE COAT BROWN, SCRATCH AND FINISH COAT ON METAL LATH. COLOR TO BE DETERMINED. THERE WILL BE MULTIPLE COLORS ON JOB BUT ONLY ONE COLOR WITHIN A GIVE FACADE ELEMENT. PROVIDE METAL CONTROL JOINTS AS SHOWN ON DRAWINGS.
- D. METAL NON-INSULATED VITRABOND ALUMINUM COMPOSITE PANEL. SYSTEM IS A RAINSCREEN AND SUBJECT TO MOISTURE PENETRATION. SEE WALL SECTIONS FOR LOCATION OF WATER MEMBRANE.
- E. CANOPY WITH TURNBUCKLE RODS. SEE STRUCTURAL DRAWINGS FOR DESIGN OF CANOPY. CANOPY WILL BE BANDED BY 8" CHANNEL - PRIMED AND PAINTED.

CONSTRUCTION KEY NOTES

1. EXTEND BRICK TO NEW PARAPET HEIGHT. MATCH EXISTING BRICK AND MORTAR COLOR WITH NEW. AREA WHERE BRICK IS NEW IS SHOWN IN SHADED AREA.
2. NEW WINDOW SYSTEM
3. NEW DOOR SYSTEM
4. ELECTRICAL RACEWAY WITH WATERTIGHT COVER. COVER TO MATCH ADJACENT STUCCO COLOR OR METAL PANEL COLOR. SEE WALL SECTIONS FOR RACEWAY. RACEWAY IS DENOTED WITH SHADING ON ELEVATIONS.
5. NEW CONCRETE BLOCK STOOP AT RE-POSITIONED DOORS. SEE STRUCTURAL FOR DESIGN.
6. STUCCO WALL
7. METAL PANEL SYSTEM BY VITRABOND.
8. METAL CANOPY
9. INFILL MASONRY AS NEEDED AT CORNER OF OPENING. AREA OF CONCERN IS DEPICTED IN A SHADED AREA.
10. EXISTING DOOR AND FRAME TO REMAIN. SAND, PRIME AND PAINT TWO COATS.
11. EXISTING SIDEWALK LINE TO REMAIN

CONSTRUCTION KEY NOTES (CONT)

12. INFILL BRICK TO NEW WALL DIMENSION. MATCH EXISTING BRICK AND MORTAR COLOR WITH NEW. AREA WHERE BRICK IS NEW IS SHOWN IN SHADED AREA.
13. 24" DIA. FAC-CLAD PETERSON ALUMINUM COLUMN COVER WITH 4" HEAD AND BASE DETAIL - FACI000F COLUMN COVER - COLOR (TED)
14. NEW BRICK VENEER IN LIEU OF STONE VENEER. MATCH EXISTING BRICK AND MORTAR COLOR WITH NEW. AREA WHERE BRICK IS NEW IS SHOWN IN SHADED AREA.
15. EXTEND CROWN FULL LENGTH OF WEST FACADE.
16. EXISTING DOOR AND FRAME TO REMAIN.
17. EXTEND CONCRETE MASONRY UNITS TO NEW PARAPET HEIGHT. MATCH EXISTING CMU AND MORTAR COLOR WITH NEW. AREA WHERE BRICK IS NEW IS SHOWN IN SHADED AREA.
18. POWER WASH EAST FACADE, BRUSH WITH WIRE BRUSH TO REMOVE ANY LOOSE PAINT. ALLOW BUILDING FACADE TO THOROUGHLY DRY, PRIME WITH WATER SEALING PAINT DESIGNED FOR CMU APPLICATIONS AND PAINT TWO COATS OF WATER SEALING PAINT DESIGNED FOR CMU APPLICATIONS.



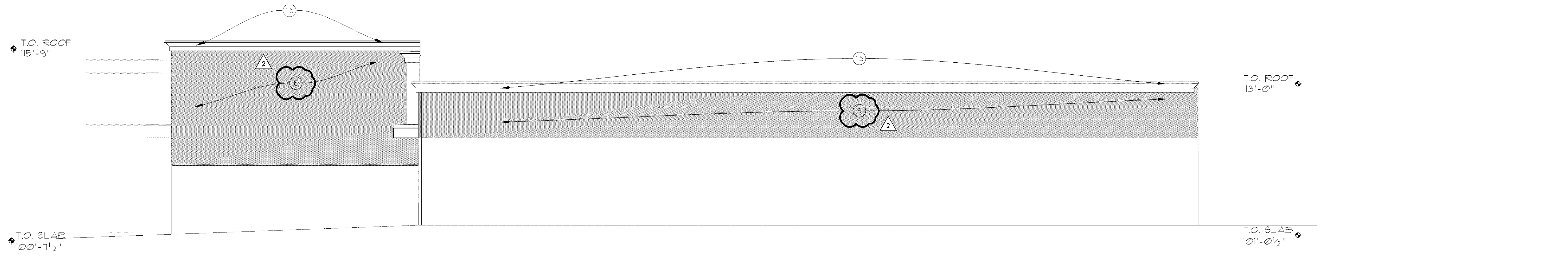
SOUTHPORT SHOPPING CENTER
FACADE REMODELING

BIDDING ISSUE 10-19-18
Issues & Revisions: 1
Origination Date: 08-23-18

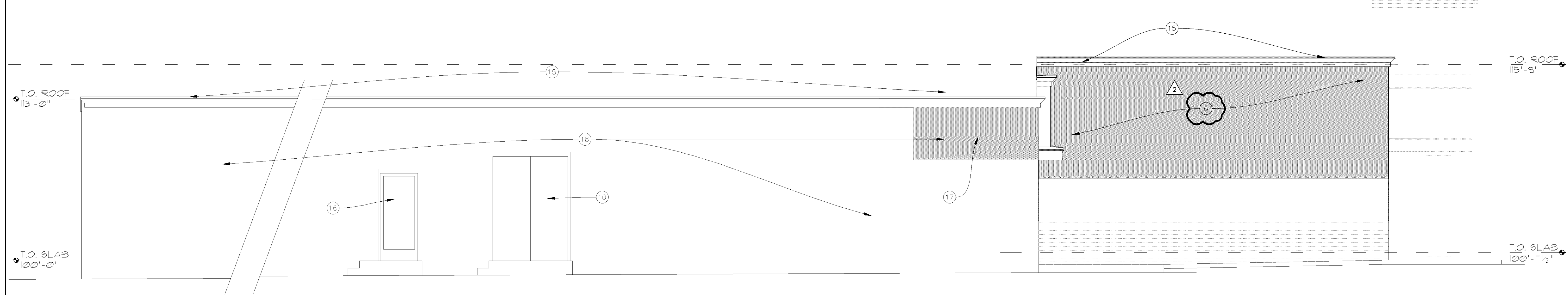
Sheet Title:
CONSTRUCTION PLAN
CONSTRUCTION ELEV.

Location:
3701 Old Shakopee Road West
Bloomington, MN 55431

Project No.: 18-440.01B
Scale: As Noted
Drawn By:
Approved: RFR



1 CONSTRUCTION ELEVATION WEST OF SECTION C AND D
SCALE: 1/4" = 1'-0"



2 CONSTRUCTION ELEVATION - EAST OF SECTION A AND C
SCALE: 1/4" = 1'-0"

GENERAL CONSTRUCTION NOTES

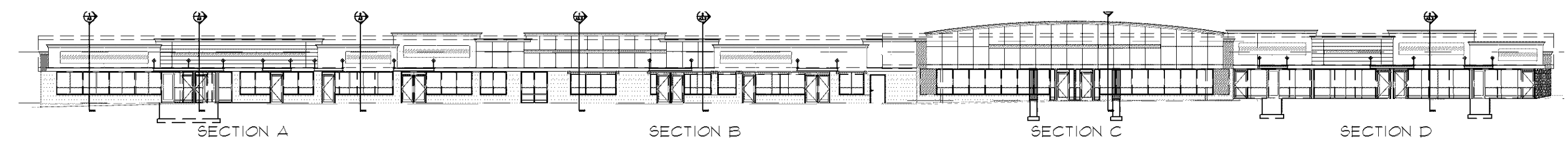
- A. NEW WINDOW SYSTEM SHALL BE CMI ARCHITECTURAL 490TB-CG 2X4 1/2" THERMAL WITH 1" INSULATED GLASS. COLOR OF FRAME - CLEAR ANODIZED. GLASS SHALL BE VITRO ARCHITECTURAL GLASS - SOLORBAN 60 LOW-E GLASS WITH BOTH PANE'S CLEAR.
- B. NEW DOORS SHALL BE CMI ARCHITECTURAL 351 SERIES MEDIUM STILE DOORS WITH 1" INSULATED GLAZING. SEE ABOVE FOR GLASS TYPE. BOTTOM RAIL SHALL BE 10" COLOR - CLEAR ANODIZED. PROVIDE 2 PAIR OF 5 PIN BALL BEARING HINGES WITH SECURITY PINS EACH DOOR. HEAVY DUTY LCN CLOSERS, VON DUPRIN PANIC DEVICE, WEATHER SEAL, DOOR BOTTOM SWEEP AND THERMALLY BROKEN THRESHOLD. WHERE PAIR OF DOORS, PROVIDE COORDINATOR.
- C. STUCCO SHALL BE THREE COAT BROWN, SCRATCH AND FINISH COAT ON METAL LATH. COLOR TO BE DETERMINED. THERE WILL BE MULTIPLE COLORS ON JOB BUT ONLY ONE COLOR WITHIN A GIVE FACADE ELEMENT. PROVIDE METAL CONTROL JOINTS AS SHOWN ON DRAWINGS.
- D. METAL NON-INSULATED VITRABOND ALUMINUM COMPOSITE PANEL. SYSTEM IS A RAINSCREEN AND SUBJECT TO MOISTURE PENETRATION. SEE WALL SECTIONS FOR LOCATION OF WATER MEMBRANE.
- E. CANOPY WITH TURNBUCKLE RODS. SEE STRUCTURAL DRAWINGS FOR DESIGN OF CANOPY. CANOPY WILL BE BANDED BY 8" CHANNEL - PRIMED AND PAINTED.

CONSTRUCTION KEY NOTES

1. EXTEND BRICK TO NEW PARAPET HEIGHT. MATCH EXISTING BRICK AND MORTAR COLOR WITH NEW. AREA WHERE BRICK IS NEW IS SHOWN IN SHADED AREA.
2. NEW WINDOW SYSTEM
3. NEW DOOR SYSTEM
4. ELECTRICAL RACEWAY WITH WATERTIGHT COVER. COVER TO MATCH ADJACENT STUCCO COLOR OR METAL PANEL COLOR. SEE WALL SECTIONS FOR RACEWAY. RACEWAY IS DENOTED WITH SHADING ON ELEVATIONS.
5. NEW CONCRETE BLOCK STOOP AT RE-POSITIONED DOORS. SEE STRUCTURAL FOR DESIGN.
6. STUCCO WALL
7. METAL PANEL SYSTEM BY VITRABOND.
8. METAL CANOPY
9. INFILL MASONRY AS NEEDED AT CORNER OF OPENING. AREA OF CONCERN IS DEPICTED IN A SHADED AREA.
10. EXISTING DOOR AND FRAME TO REMAIN. SAND, PRIME AND PAINT TWO COATS.
11. EXISTING SIDEWALK LINE TO REMAIN

CONSTRUCTION KEY NOTES (CONT.)

12. INFILL BRICK TO NEW WALL DIMENSION. MATCH EXISTING BRICK AND MORTAR COLOR WITH NEW. AREA WHERE BRICK IS NEW IS SHOWN IN SHADED AREA.
13. 24" DIA. FAC-CLAD PETERSON ALUMINUM COLUMN COVER WITH 4" HEAD AND BASE DETAIL - FACI000F COLUMN COVER - COLOR (TBD)
14. NEW BRICK VENEER IN LIEU OF STONE VENEER. MATCH EXISTING BRICK AND MORTAR COLOR WITH NEW. AREA WHERE BRICK IS NEW IS SHOWN IN SHADED AREA.
15. EXTEND CROWN FULL LENGTH OF WEST FACADE.
16. EXISTING DOOR AND FRAME TO REMAIN.
17. EXTEND CONCRETE MASONRY UNITS TO NEW PARAPET HEIGHT. MATCH EXISTING CMU AND MORTAR COLOR WITH NEW. AREA WHERE BRICK IS NEW IS SHOWN IN SHADED AREA.
18. POWER WASH EAST FACADE, BRUSH WITH WIRE BRUSH TO REMOVE ANY LOOSE PAINT. ALLOW BUILDING FACADE TO THOROUGHLY DRY. PRIME WITH WATER SEALING PAINT DESIGNED FOR CMU APPLICATIONS AND PAINT TWO COATS OF WATER SEALING PAINT DESIGNED FOR CMU APPLICATIONS.



SOUTHPORT SHOPPING CENTER
FACADE REMODELING

REVISION BIDDING ISSUE 09-19-19
Issues & Revisions: 10-12-19

Origin Date: 08-23-18
Sheet Title:
CONSTRUCTION PLAN
CONSTRUCTION ELEV.

Location:
3701 Old Shakopee Road West
Bloomington, MN 55431

Project No.: 18-440.01B
Scale: As Noted
Drawn By:
Approved: RFR

PL201900057
PL2019-57

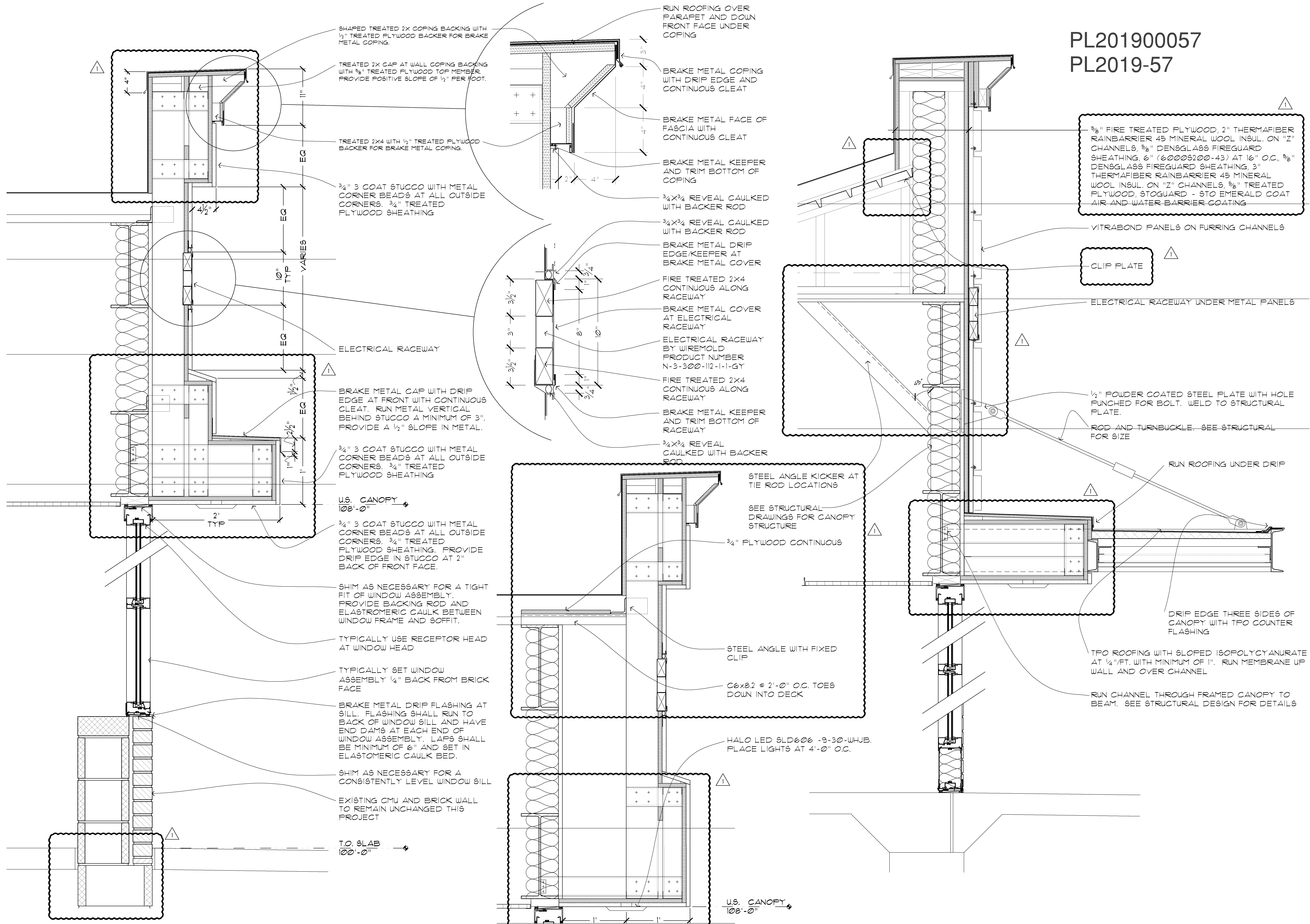


Winther-Johnson-Robinson
Architects-Designers

8175-B Lewis Road
Golden Valley, Minnesota 55427
Phone: 763-398-0459
Fax: 763-398-0455

I hereby certify that this plan, specification or report was prepared by me or under my direct supervision and that I am a duly registered architect under the laws of the State of Minnesota.

DATE: 08.23.18 REG. NO.: 19466



1 WALL SECTION
SCALE: 1/2" = 1'-0"

2 CANOPY FLUSH WITH FACADE
SCALE: 1/2" = 1'-0"

3 WALL SECTION
SCALE: 1/2" = 1'-0"

SOUTHPORT SHOPPING CENTER
FACADE REMODELING

BIDDING ISSUE 10-19-18
Issues & Revisions:
Origination Date: 08-23-18

Sheet Title:
WALL SECTIONS
DETAILS

Location:
3701 Old Shakopee Road West
Bloomington, MN 55431

Project No.: 18-440.01B
Scale: As Noted
Drawn By:
Approval: RFR

A3.1

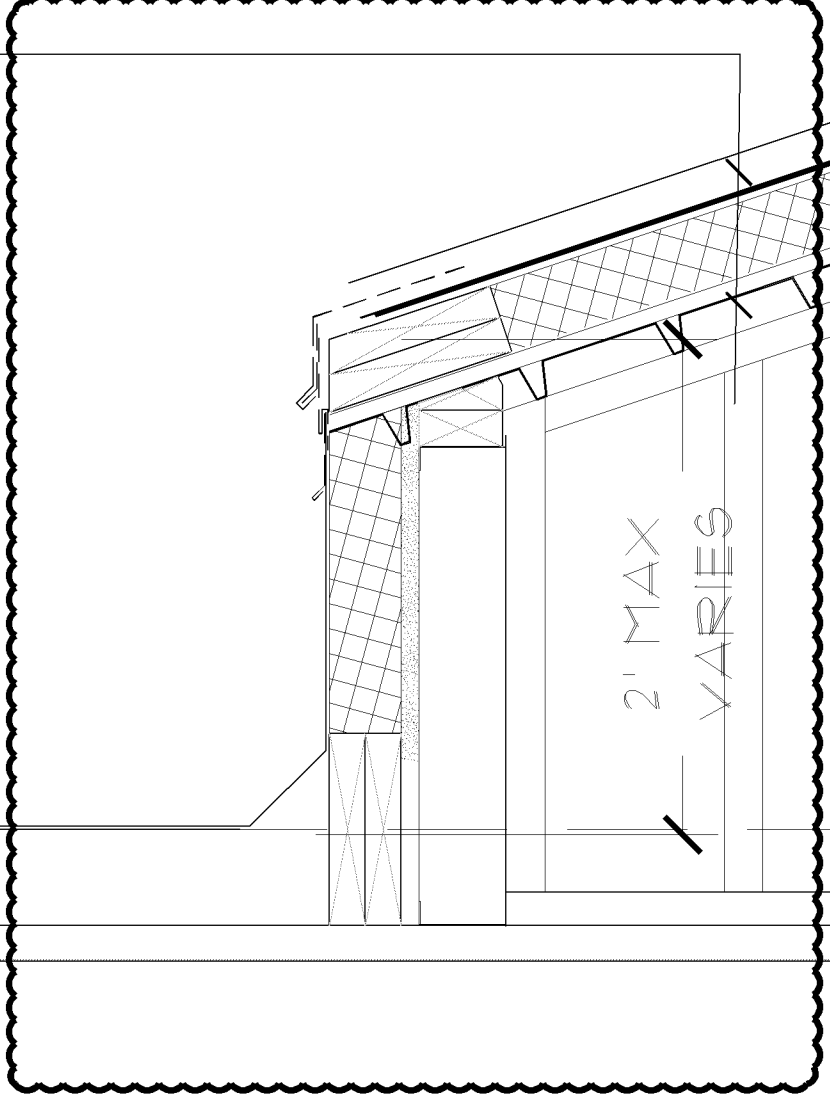
OF 10
© COPYRIGHT DRAWING & DESIGN, 2018, WJR, INC.

PL201900057
 PL2019-57

3/8" FIRE TREATED PLYWOOD, 2" THERMAFIBER RAINBARRIER 45 MINERAL WOOL INSUL. ON "Z" CHANNELS, 3/8" DENOGLOSS FIREGUARD SHEATHING, 6" STL STUD (6005200-43) AT 16" O.C., 3/8" DENOGLOSS FIREGUARD SHEATHING, 3" THERMAFIBER RAINBARRIER 45 MINERAL WOOL INSUL. ON "Z" CHANNELS HORIZONTAL AT 16" O.C., 3/8" TREATED PLYWOOD, STOGUARD - STO EMERALD COAT AIR AND WATER BARRIER COATING

SYSTEM TOP TO BOTTOM - TPO ROOFING, 3" POLYISOCYURANATE INSULATION ON "Z" CLIPS, ICE AND WATER MEMBRANE, 3/8" DENOGLOSS FIREGUARD SHEATHING OVER 1/2" METAL DECK.

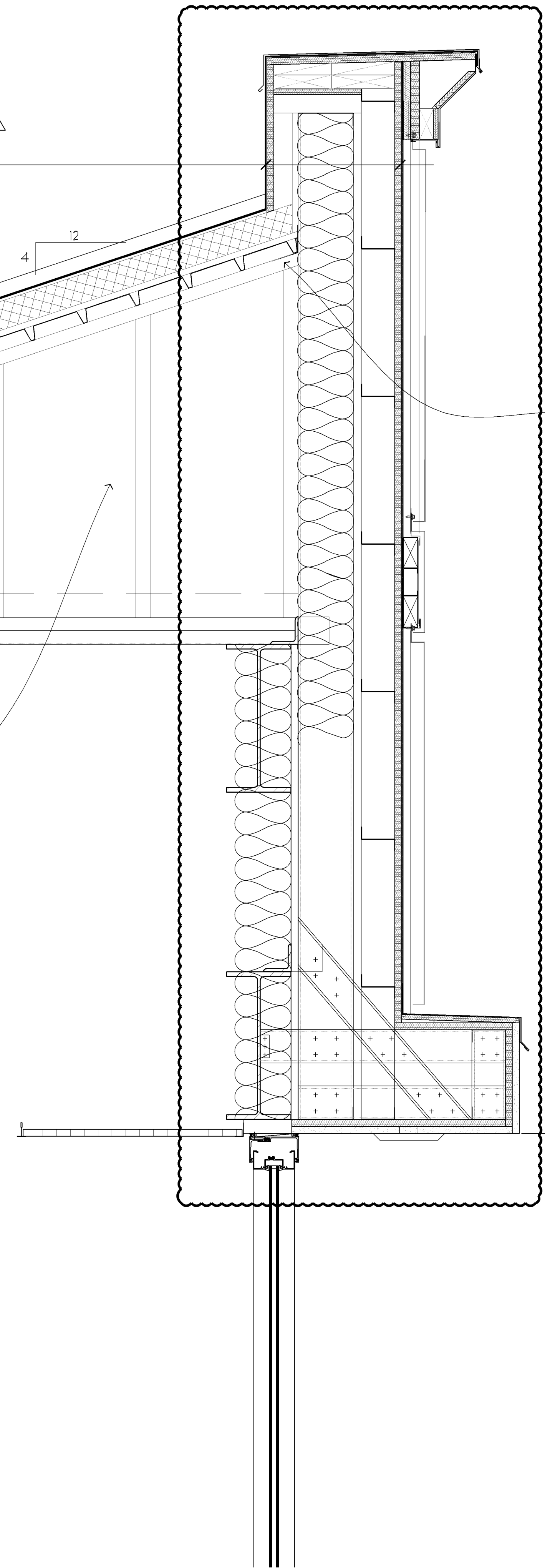
PATCH IN NEW ROOF WITH EXISTING ROOFING ACCORDING TO ROOFING MANUFACTURER



2' MAX VARIES

REMOVE ALL ROOFING AND INSULATION DOWN TO ROOF DECK UNDER DRIFT HOUSE.

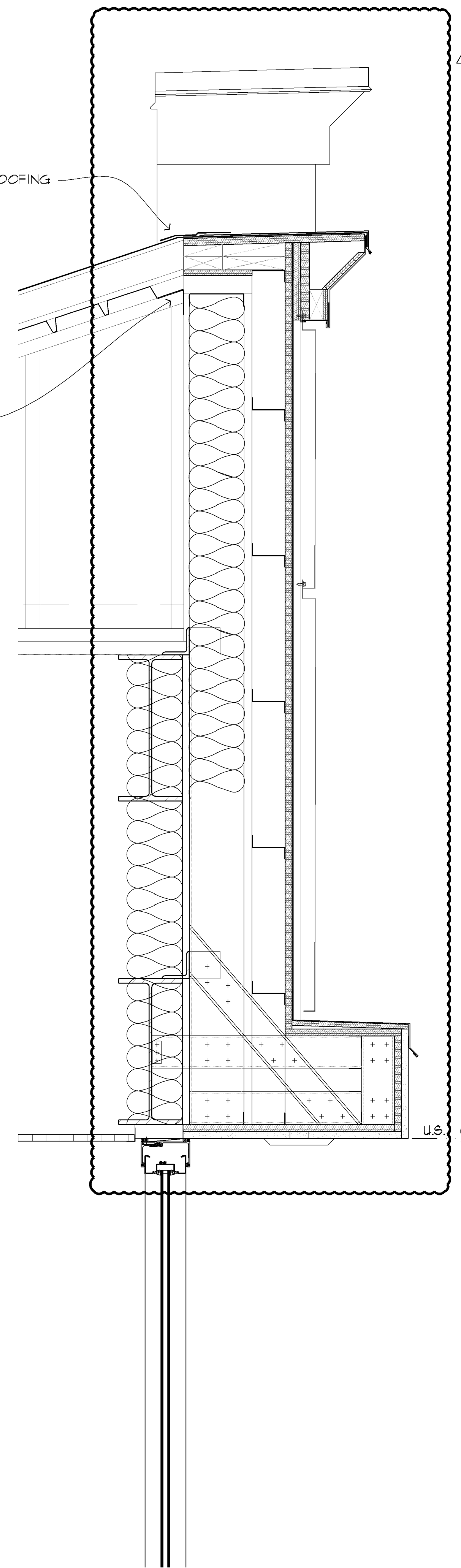
3 3/8" STL STUD (3626125-33) AT 24" O.C. WALL AT 12" O.C. SLOPE ROOF AT 4/12 SLOPE



CAP COPING WITH ROOFING FLASHING STRIP

CLIP PLATE

U.S. CANOPY 108'-0"



U.S. CANOPY 108'-0"

1 WALL SECTION AT DRIFT HOUSE
 SCALE: 1 1/2" = 1'-0"

2 WALL SECTION
 SCALE: 1 1/2" = 1'-0"

SOUTHPORT SHOPPING CENTER
 FACADE REMODELING

| | |
|---------------------|----------|
| REVISION | 04-04-19 |
| BIDDING ISSUE | 10-12-18 |
| Issues & Revisions: | |
| Origination Date: | 08-23-18 |

Sheet Title:
 WALL SECTIONS
 DETAILS

Location:
 3701 Old Shakopee Road West
 Bloomington, MN 55431

Project No.: 18-440.01B
 Scale: As Noted
 Drawn By:
 Approval: RFR

PL201900057
 PL2019-57



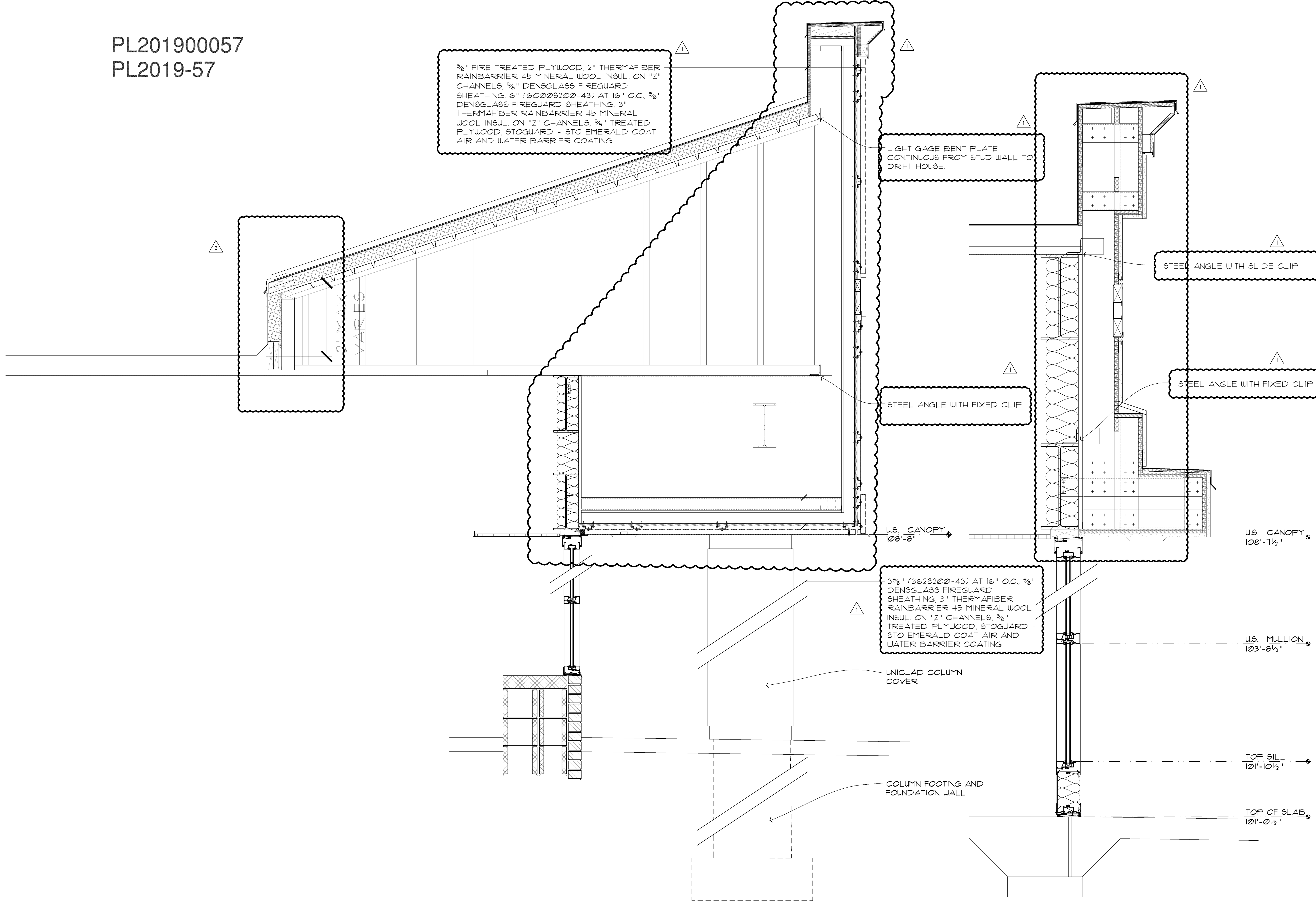
Winther-Johnson-Robinson
 Architects-Designers

8175-B Lewis Road
 Golden Valley, Minnesota 55427
 Phone: 763-398-0459
 Fax: 763-398-0455

I hereby certify that this plan, specification or report was prepared by me or under my direct supervision and that I am a duly registered architect under the Laws of the State of Minnesota.

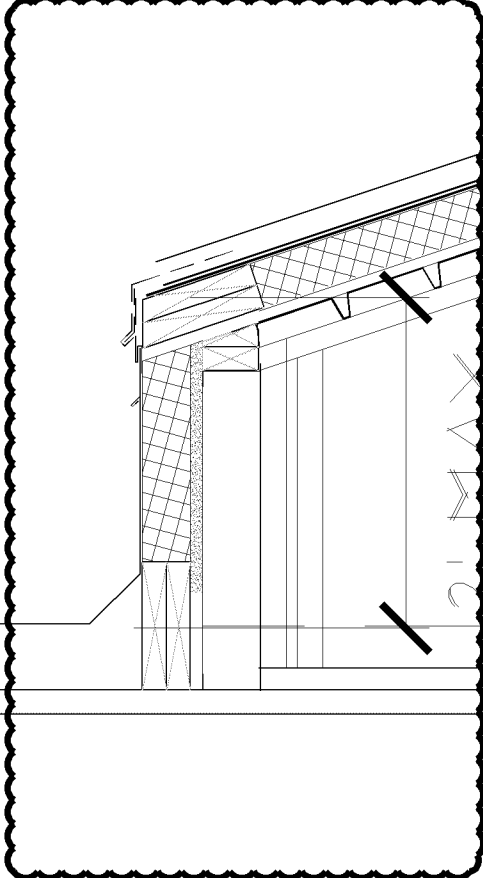
REBECCA ROBINSON

Date: 08.23.18 Reg. No.: 19466



3/8" FIRE TREATED PLYWOOD, 2" THERMAFIBER RAINBARRIER 45 MINERAL WOOL INSUL. ON "Z" CHANNELS, 3/8" DENSGLASS FIREGUARD SHEATHING, 6" (600S200-43) AT 16" O.C., 3/8" DENSGLASS FIREGUARD SHEATHING, 3" THERMAFIBER RAINBARRIER 45 MINERAL WOOL INSUL. ON "Z" CHANNELS, 3/8" TREATED PLYWOOD, STOGUARD - STO EMERALD COAT AIR AND WATER BARRIER COATING

LIGHT GAGE BENT PLATE CONTINUOUS FROM STUD WALL TO DRIFT HOUSE.



STEEL ANGLE WITH FIXED CLIP

STEEL ANGLE WITH SLIDE CLIP

STEEL ANGLE WITH FIXED CLIP

U.S. CANOPY 108'-8"

U.S. CANOPY 108'-1 1/2"

3 3/8" (362S200-43) AT 16" O.C., 3/8" DENSGLASS FIREGUARD SHEATHING, 3" THERMAFIBER RAINBARRIER 45 MINERAL WOOL INSUL. ON "Z" CHANNELS, 3/8" TREATED PLYWOOD, STOGUARD - STO EMERALD COAT AIR AND WATER BARRIER COATING

U.S. MULLION 103'-8 1/2"

UNICLAD COLUMN COVER

TOP SILL 101'-10 1/2"

COLUMN FOOTING AND FOUNDATION WALL

TOP OF SLAB 101'-0 1/2"

1 WALL SECTION
 A3.3

SCALE: 1" = 1'-0"

3 WALL SECTION
 A3.3

SCALE: 1 1/2" = 1'-0"

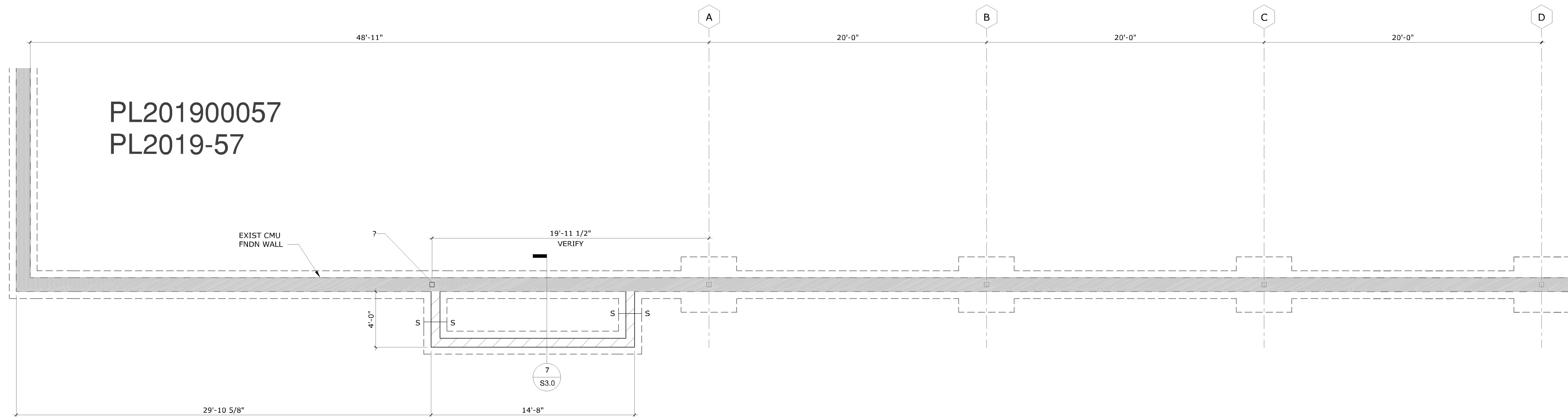
SOUTHPORT SHOPPING CENTER
 FACADE REMODELING

| | | |
|---------------------|---|----------|
| REVISION | 2 | 04-04-19 |
| BIDDING ISSUE | 1 | 10-12-18 |
| Issues & Revisions: | | |
| Origination Date: | | 08-23-18 |

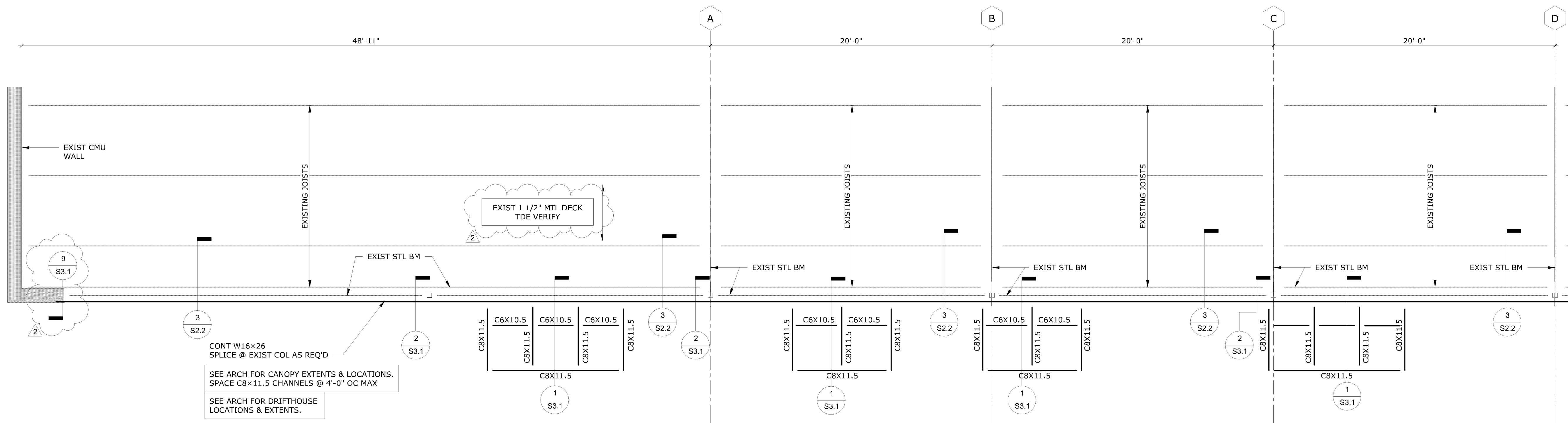
Sheet Title:
 WALL SECTIONS

Location:
 3701 Old Shakopee Road West
 Bloomington, MN 55431

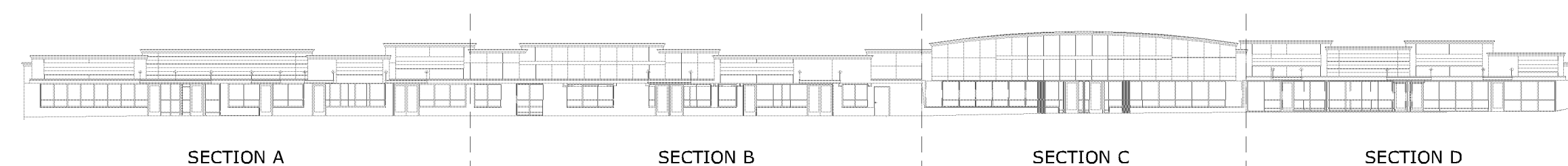
Project No.: 18-440.01B
 Scale: As Noted
 Drawn By:
 Approval: RFR



1 FOUNDATION PLAN - SECTION A
1/4" = 1'-0"



2 FRAMING PLAN - SECTION A
1/4" = 1'-0"



FOUNDATION/FRAMING PLAN - SECTION A

**SOUTHPORT SHOPPING CENTER
FACADE REMODELING**
3701 OLD SHAKOPEE ROAD WEST
BLOOMINGTON, MN 55431

PROJECT: 18015
DRAWN BY: KGX
CHECKED BY: MJL
DATE: 10/12/18
REVISIONS:
2 Revision 2 04/04/2019

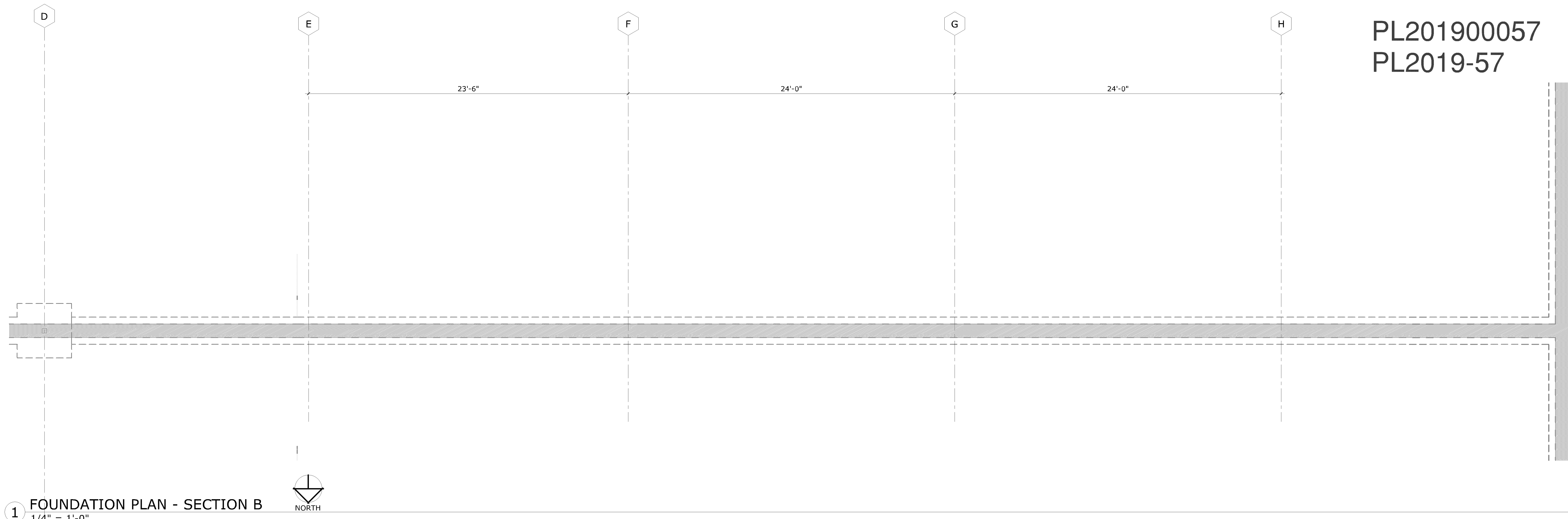
S2.0

PL201900057
PL2019-57

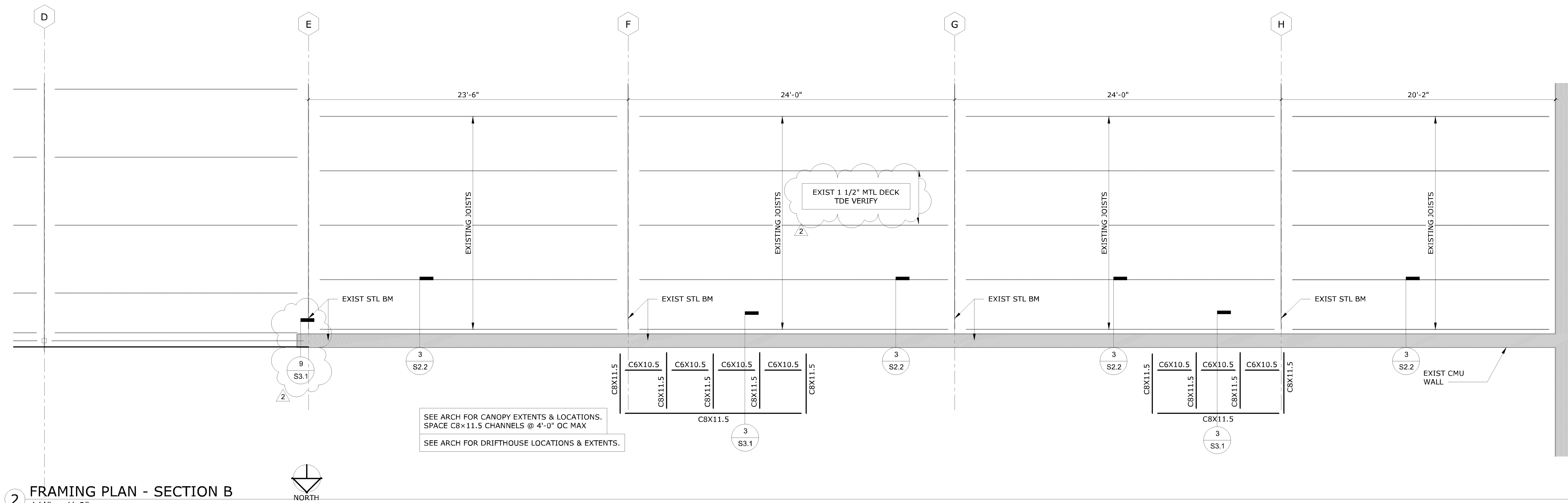
THE DESIGNS AND PLANS INDICATED ON THIS DRAWING ARE THE PROPERTY OF KRECH, O'BRIEN, MUELLER & ASSOCIATES, INC. ALL RIGHTS ARE RESERVED. NO DESIGNS OR PLANS SHALL BE USED OR REPRODUCED IN ANY FORM OR BY ANY MEANS WITHOUT THE WRITTEN PERMISSION OF KRECH, O'BRIEN, MUELLER & ASSOCIATES, INC.

I HEREBY CERTIFY THAT THIS PLAN, SPECIFICATION OR REPORT WAS PREPARED BY ME OR UNDER MY DIRECT SUPERVISION AND THAT I AM A DULY LICENSED ENGINEER UNDER THE LAWS OF THE STATE OF MINNESOTA.

Michael J. Lisowski
Michael J. Lisowski
DATE: 04/04/2019 REG. NO.: 25071



1 FOUNDATION PLAN - SECTION B
1/4" = 1'-0"

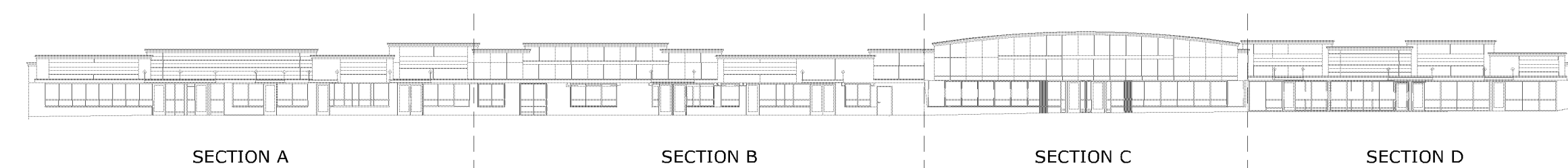


2 FRAMING PLAN - SECTION B
1/4" = 1'-0"

**FOUNDATION/FRAMING PLAN -
SECTION B**

**SOUTHPORT SHOPPING CENTER
FACADE REMODELING**
3701 OLD SHAKOPEE ROAD WEST
BLOOMINGTON, MN 55431

| | |
|--------------|------------|
| PROJECT: | 18015 |
| DRAWN BY: | KGX |
| CHECKED BY: | MJL |
| DATE: | 10/12/18 |
| REVISIONS: | |
| 2 Revision 2 | 04/04/2019 |



S2.1

THE DESIGNS AND PLANS INDICATED ON THIS DRAWING ARE THE PROPERTY OF KRECH, O'BRIEN, MUELLER & ASSOCIATES, INC. ALL RIGHTS ARE RESERVED. NO DESIGNS OR PLANS SHALL BE USED OR REPRODUCED IN ANY FORM OR BY ANY MEANS WITHOUT THE WRITTEN PERMISSION OF KRECH, O'BRIEN, MUELLER & ASSOCIATES, INC.

I HEREBY CERTIFY THAT THIS PLAN, SPECIFICATION OR REPORT WAS PREPARED BY ME OR UNDER MY DIRECT SUPERVISION AND THAT I AM A DULY LICENSED ENGINEER UNDER THE LAWS OF THE STATE OF MINNESOTA.

Michael J. Lisowski
 Michael J. Lisowski
 DATE: 10/12/2018 REG. NO.: 25971

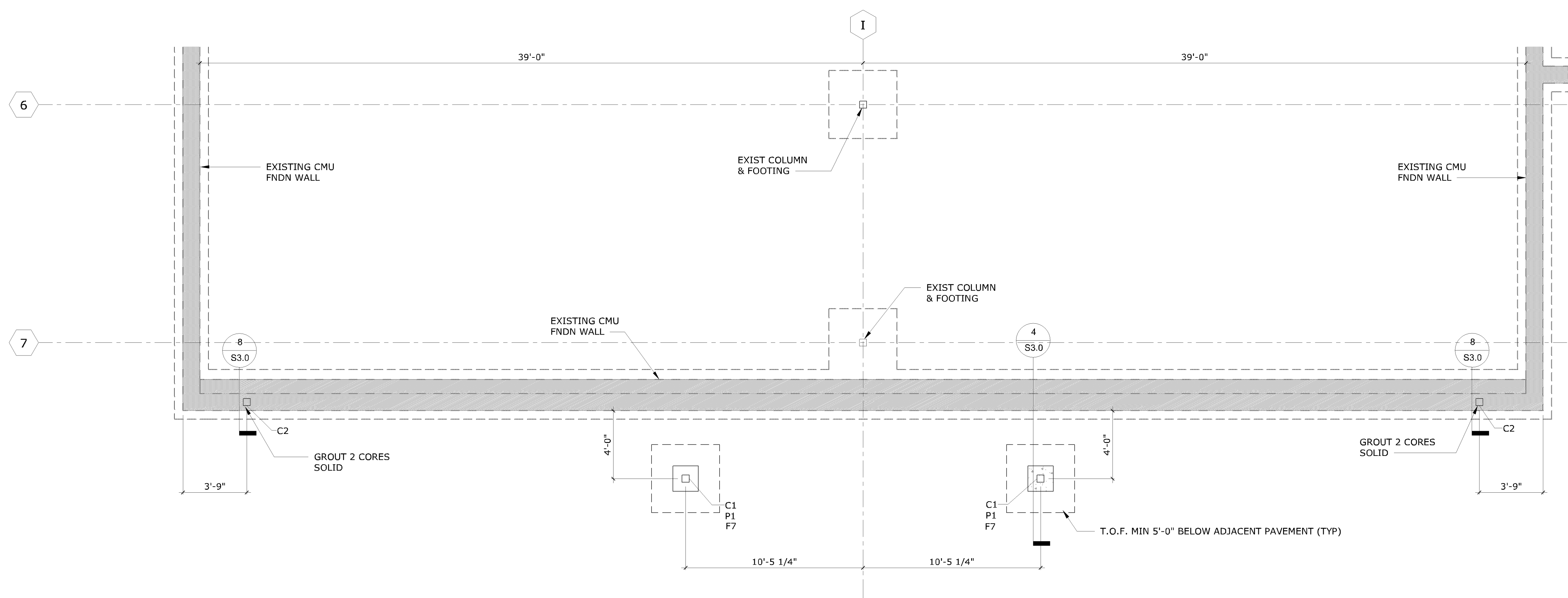
| COLUMN SCHEDULE | | | |
|-----------------|------------|-----------------|-------------------|
| MARK | SIZE | BASE PLATE | ANCHOR BOLT |
| C1 | HSS5x5x1/4 | 3/4"x11"x0'-11" | SEE DETAIL 5/S3.0 |
| C2 | HSS5x5x1/4 | 3/4"x6"x0'-11" | SEE DETAIL 6/S3.0 |

| PIER SCHEDULE | | | |
|---------------|---------|-------------|-------------------|
| MARK | SIZE | REINFORCING | REMARKS |
| P1 | 18 x 18 | (8) #4 VERT | SEE DETAIL 4/S3.0 |

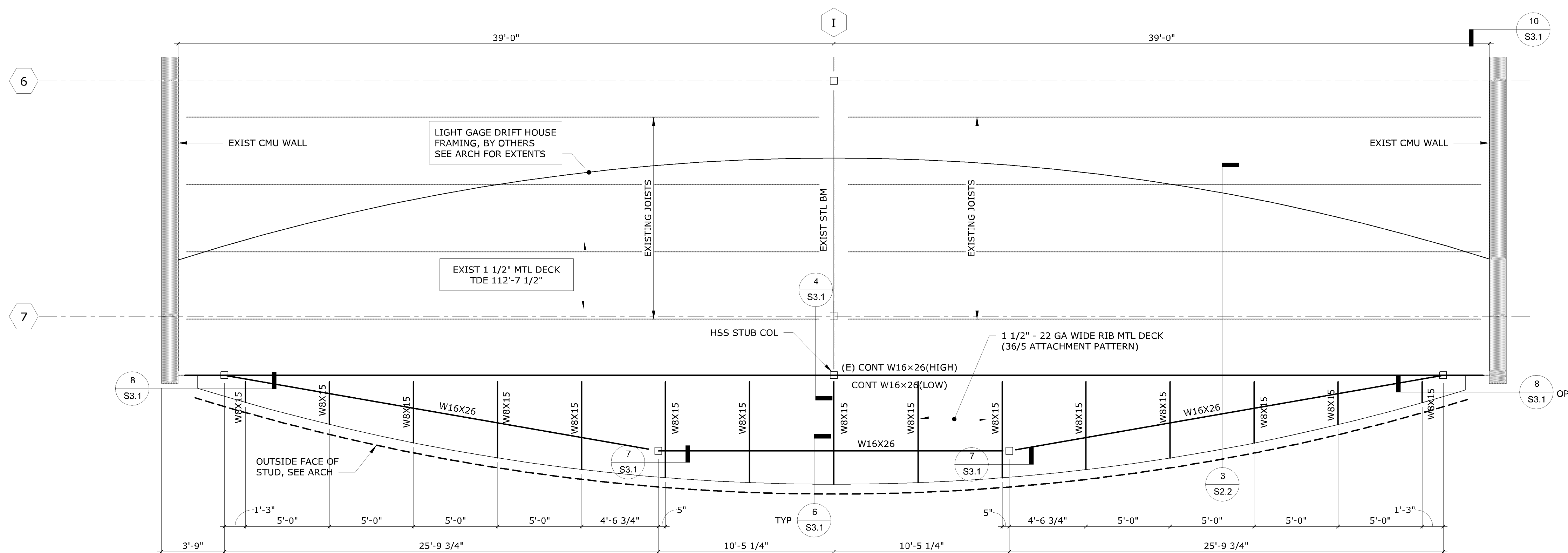
| FOOTING SCHEDULE | | |
|------------------|-------------------|---------------|
| MARK | SIZE | REINFORCING |
| F7 | 4'-0"x4'-0"x1'-0" | (6) #4 EA WAY |

| BEARING PLATE SCHEDULE | | |
|------------------------|-------------------|---------|
| MARK | SIZE | REMARKS |
| BP1 | SEE DETAIL 6/S3.1 | -- |

PL201900057
 PL2019-57



1 FOUNDATION PLAN - SECTION C
 1/4" = 1'-0"

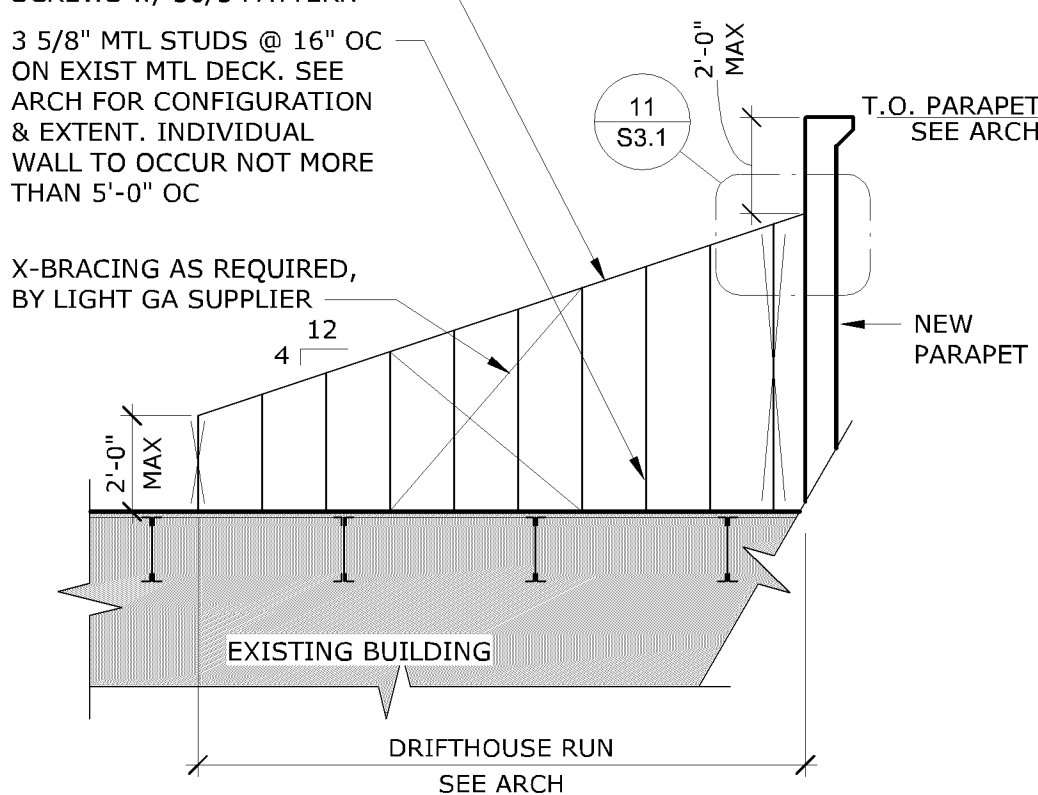


2 FRAMING PLAN - SECTION C
 1/4" = 1'-0"

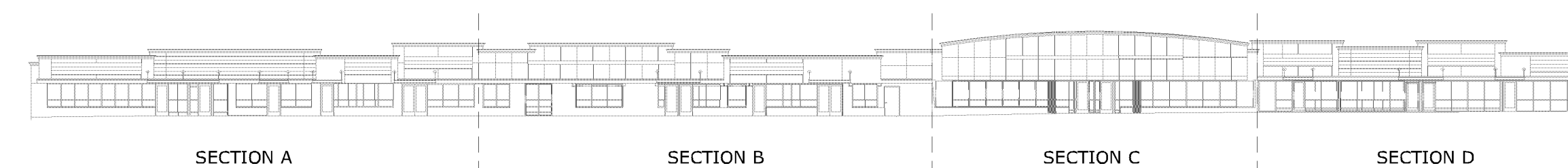
NOTE: PROVIDE BOX BM @ BASE OF WALL TO SPAN BTWN EXIST JOISTS.

1 1/2"-22GA W.R. MTL DECK. ATTACH W/ #12 TEK SCREWS W/ 36/5 PATTERN
 3 5/8" MTL STUDS @ 16" OC ON EXIST MTL DECK. SEE ARCH FOR CONFIGURATION & EXTENT. INDIVIDUAL WALL TO OCCUR NOT MORE THAN 5'-0" OC

X-BRACING AS REQUIRED, BY LIGHT GA SUPPLIER



3 DRIFTHOUSE FRAMING PERPENDICULAR
 1/4" = 1'-0"

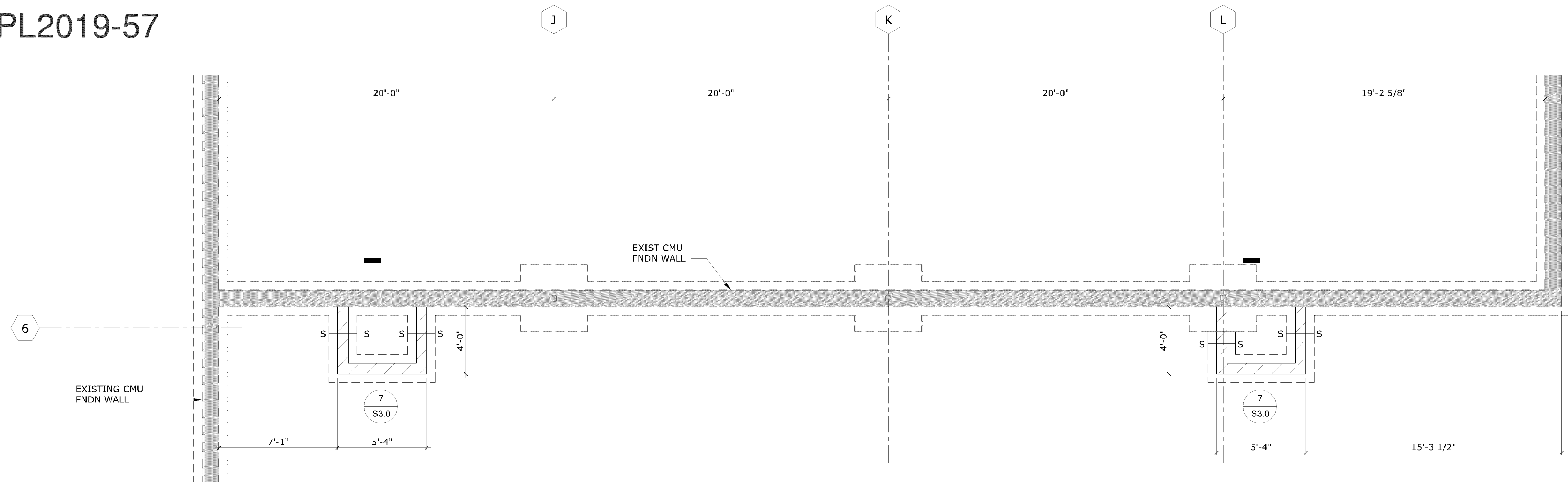


FOUNDATION/FRAMING PLAN - SECTION C

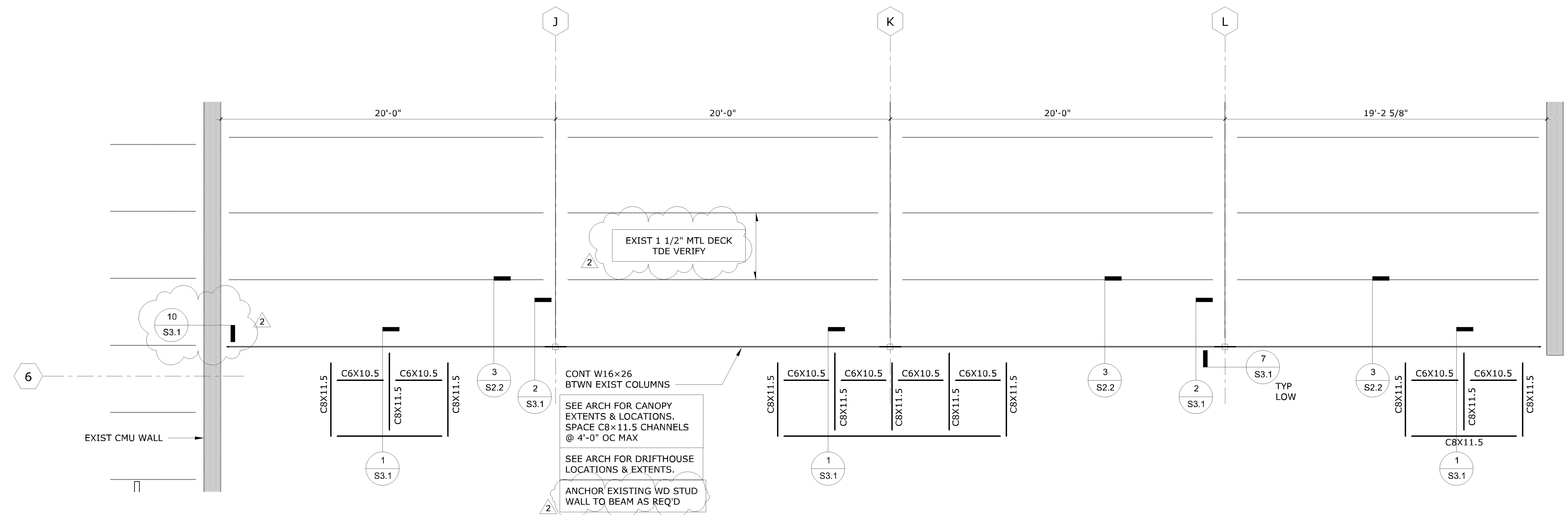
SOUTHPORT SHOPPING CENTER
 FACADE REMODELING
 3701 OLD SHAKOPEE ROAD WEST
 BLOOMINGTON, MN 55431

PROJECT: 18015
 DRAWN BY: KGX
 CHECKED BY: MJL
 DATE: 10/12/18
 REVISIONS:

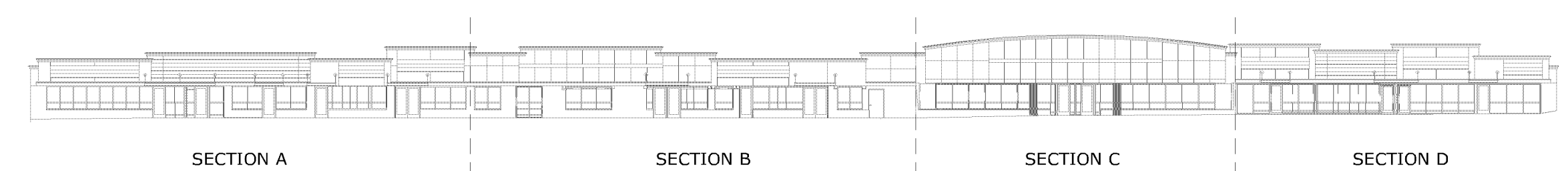
PL201900057
 PL2019-57



2 FOUNDATION PLAN - SECTION D
 1/4" = 1'-0"



1 FRAMING PLAN - SECTION D
 1/4" = 1'-0"



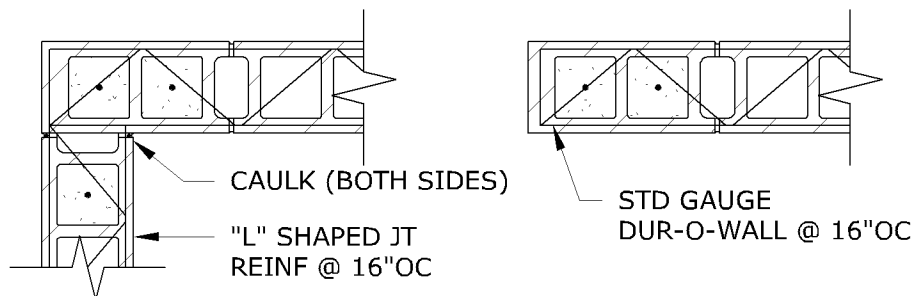
THE DESIGNS AND PLANS INDICATED ON THIS DRAWING ARE THE PROPERTY OF KRECH, O'BRIEN, MUELLER & ASSOCIATES, INC. ALL RIGHTS ARE RESERVED. NO DESIGNS OR PLANS SHALL BE USED OR REPRODUCED IN ANY FORM OR BY ANY MEANS WITHOUT THE WRITTEN PERMISSION OF KRECH, O'BRIEN, MUELLER & ASSOCIATES, INC.

I HEREBY CERTIFY THAT THIS PLAN, SPECIFICATION OR REPORT WAS PREPARED BY ME OR UNDER MY DIRECT SUPERVISION AND THAT I AM A DULY LICENSED ENGINEER UNDER THE LAWS OF THE STATE OF MINNESOTA.
 Michael J. Lisowski
 DATE: 04/04/2019 REG. NO.: 25071

FOUNDATION/FRAMING PLAN - SECTION D

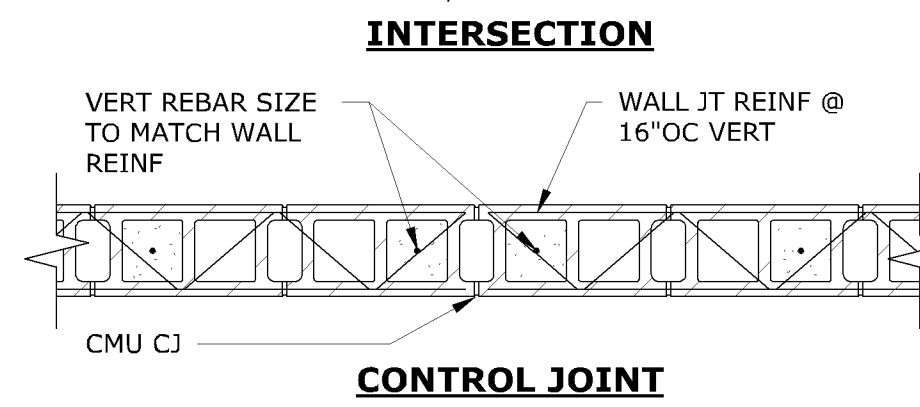
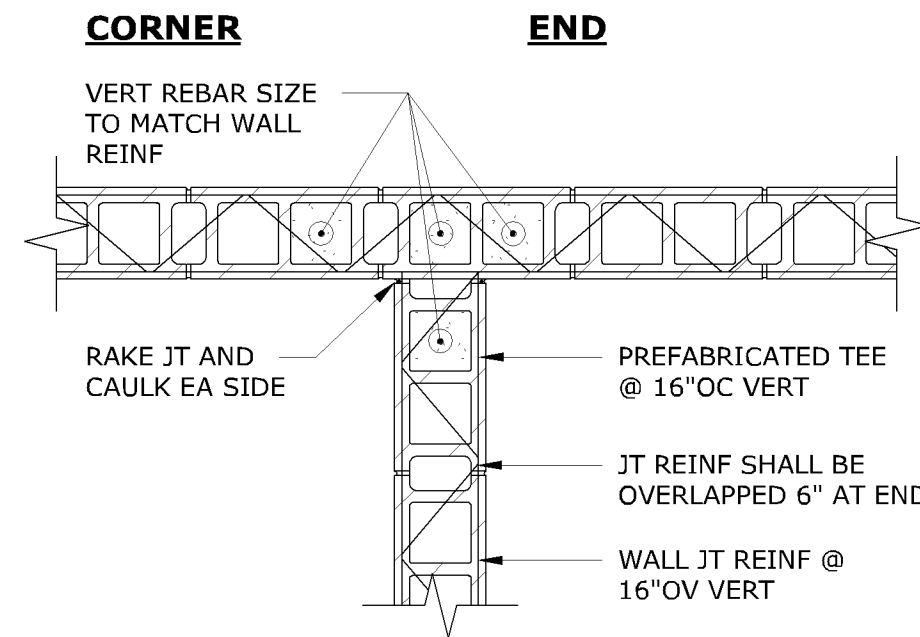
**SOUTHPORT SHOPPING CENTER
 FACADE REMODELING**
 3701 OLD SHAKOPEE ROAD WEST
 BLOOMINGTON, MN 55431

PROJECT: 18015
 DRAWN BY: KGX
 CHECKED BY: MJL
 DATE: 10/12/18
 REVISIONS:
 2 Revision 2 04/04/2019

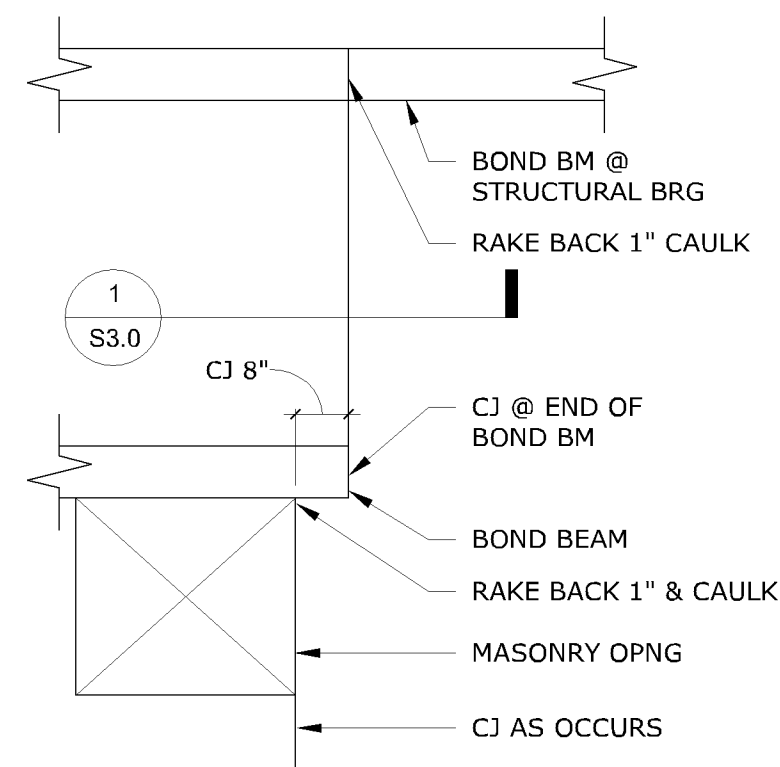


AT CORNERS SOLID GROUT (3) CELLS W/ RMG (1) #5 FROM FTG TO BOND BM, PROVIDE (3) DWLS @ T&B

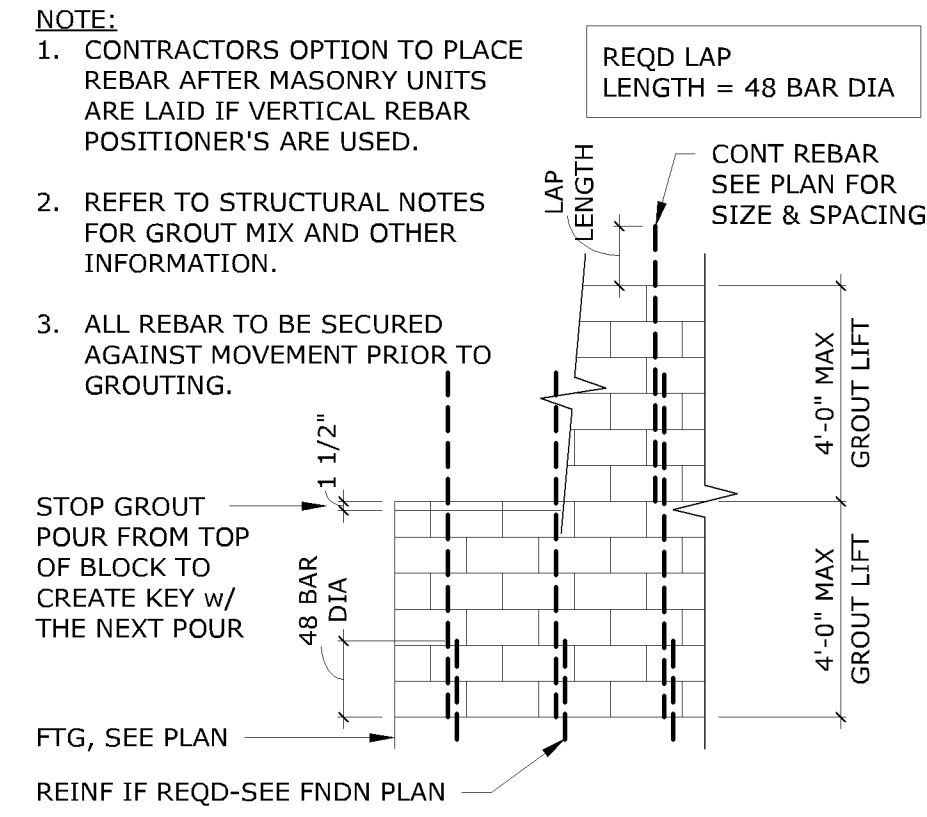
MASONRY OPNGS @ EA SIDE OF OPNG, PROVIDE DWL INTO FTG AND LINTEL



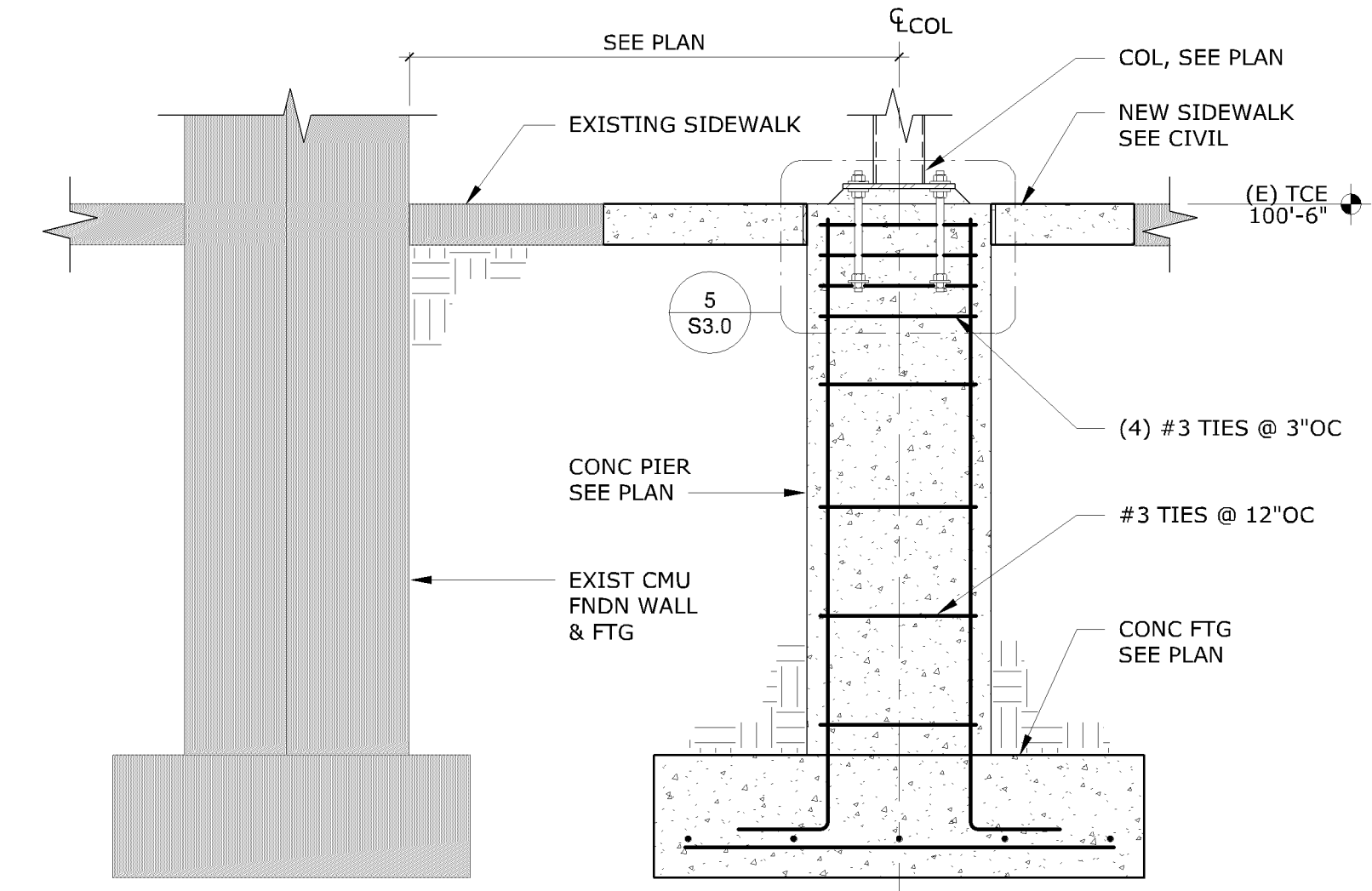
1 MASONRY FILLED CELL DETAILS
3/4" = 1'-0"



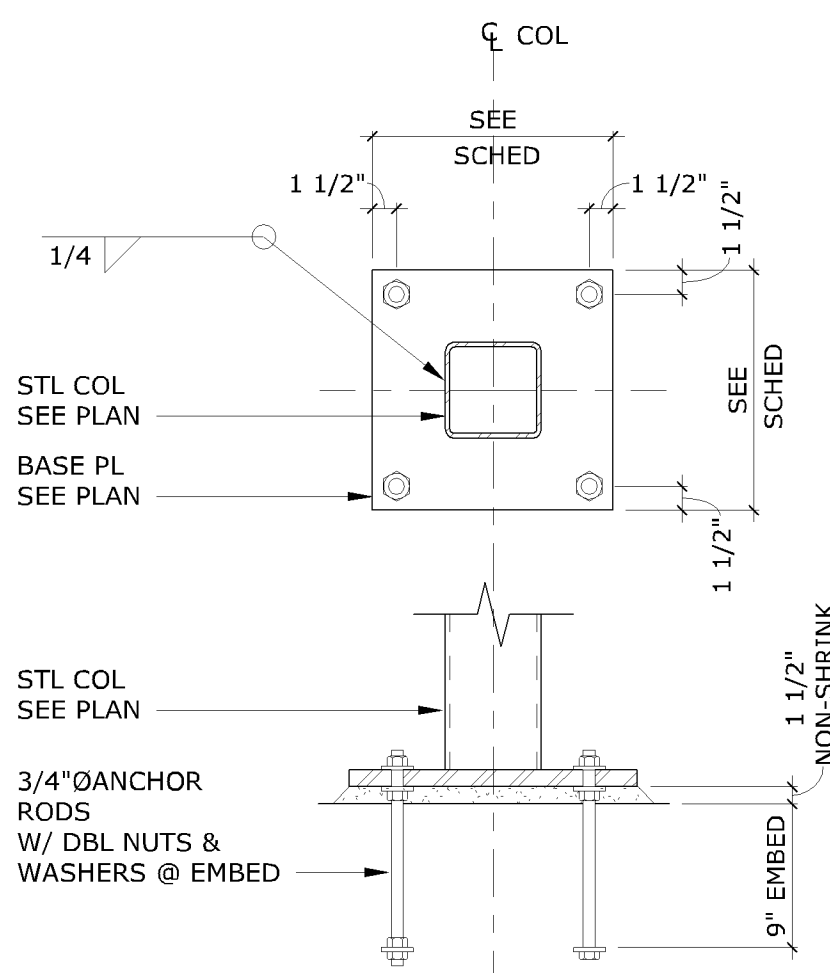
2 CMU CONTROL JOINT
1" = 1'-0"



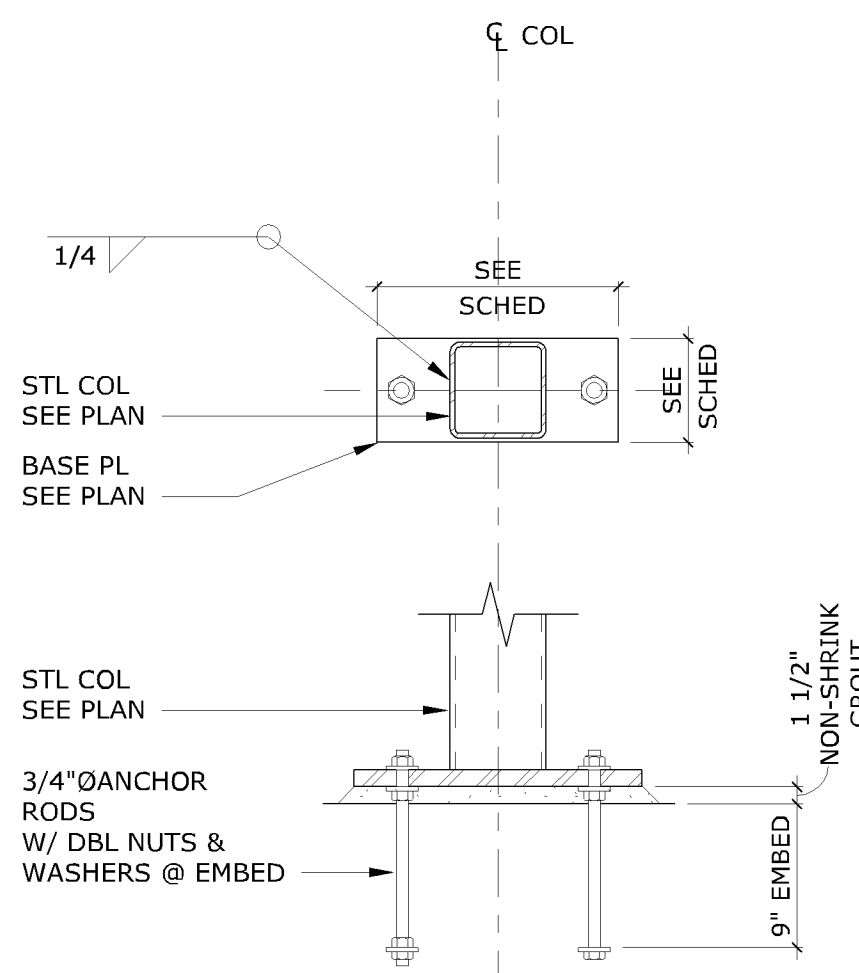
3 LOW LIFT GROUT DETAIL
3/8" = 1'-0"



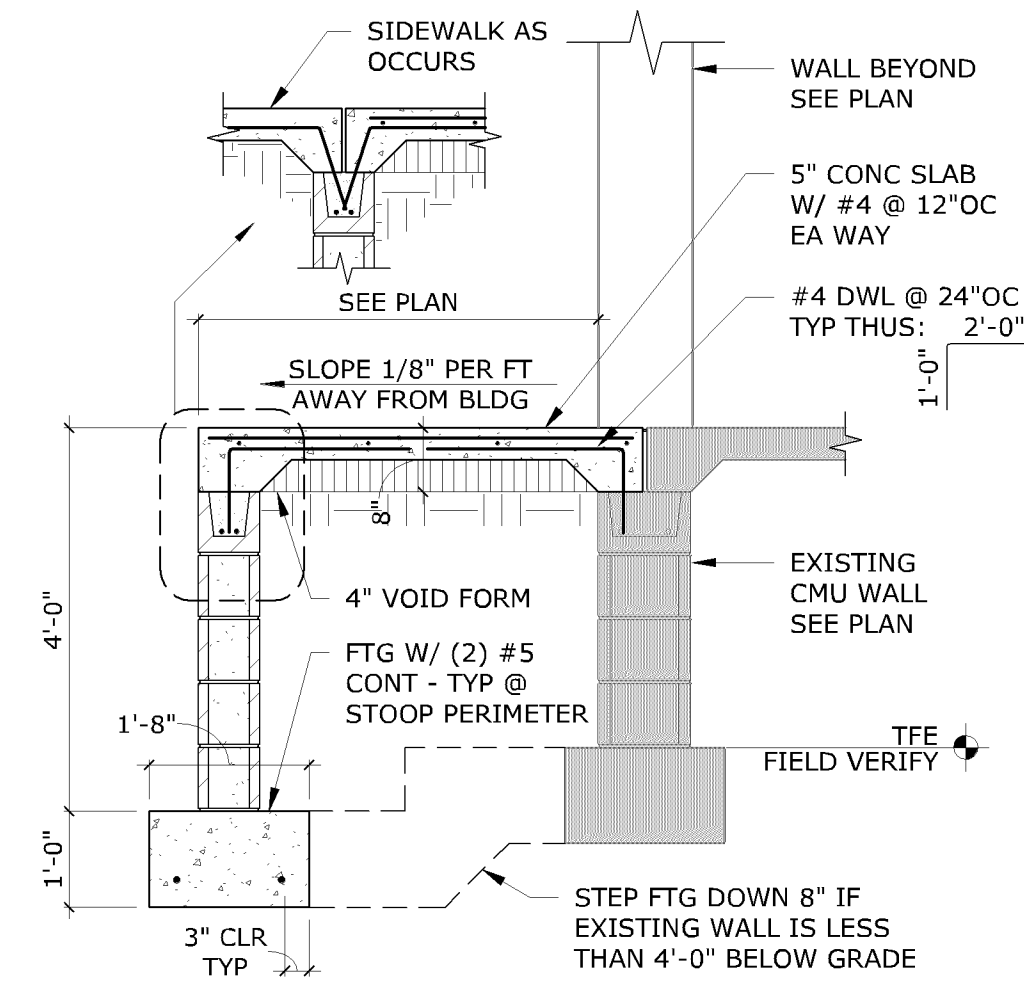
4 SECTION @ COLUMN
3/4" = 1'-0"



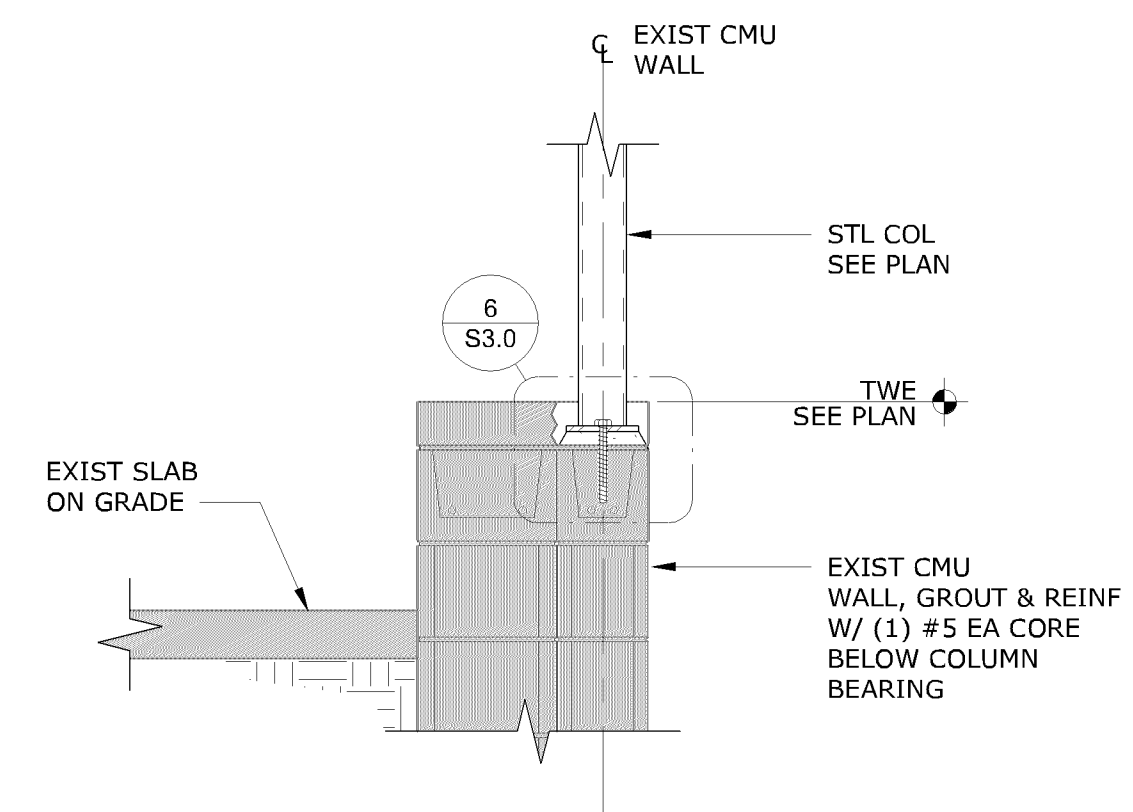
5 ANCHOR BOLT DETAIL
1" = 1'-0"



6 ANCHOR BOLT DETAIL
1" = 1'-0"



7 SECTION @ STOOP
1/2" = 1'-0"



8 COLUMN @ EXISTING WALL
3/4" = 1'-0"

PL201900057
PL2019-57

THE DESIGNS AND PLANS INDICATED ON THIS DRAWING ARE THE PROPERTY OF KRECH, O'BRIEN, MUELLER & ASSOCIATES, INC. ALL RIGHTS ARE RESERVED. NO DESIGNS OR PLANS SHALL BE USED OR REPRODUCED IN ANY FORM OR BY ANY MEANS WITHOUT THE WRITTEN PERMISSION OF KRECH, O'BRIEN, MUELLER & ASSOCIATES, INC.

I HEREBY CERTIFY THAT THIS PLAN, SPECIFICATION OR REPORT WAS PREPARED BY ME OR UNDER MY DIRECT SUPERVISION AND THAT I AM A DULY LICENSED ENGINEER UNDER THE LAWS OF THE STATE OF MINNESOTA.

Michael J. Lisowski
DATE: 10/12/2018 REG. NO.: 25071

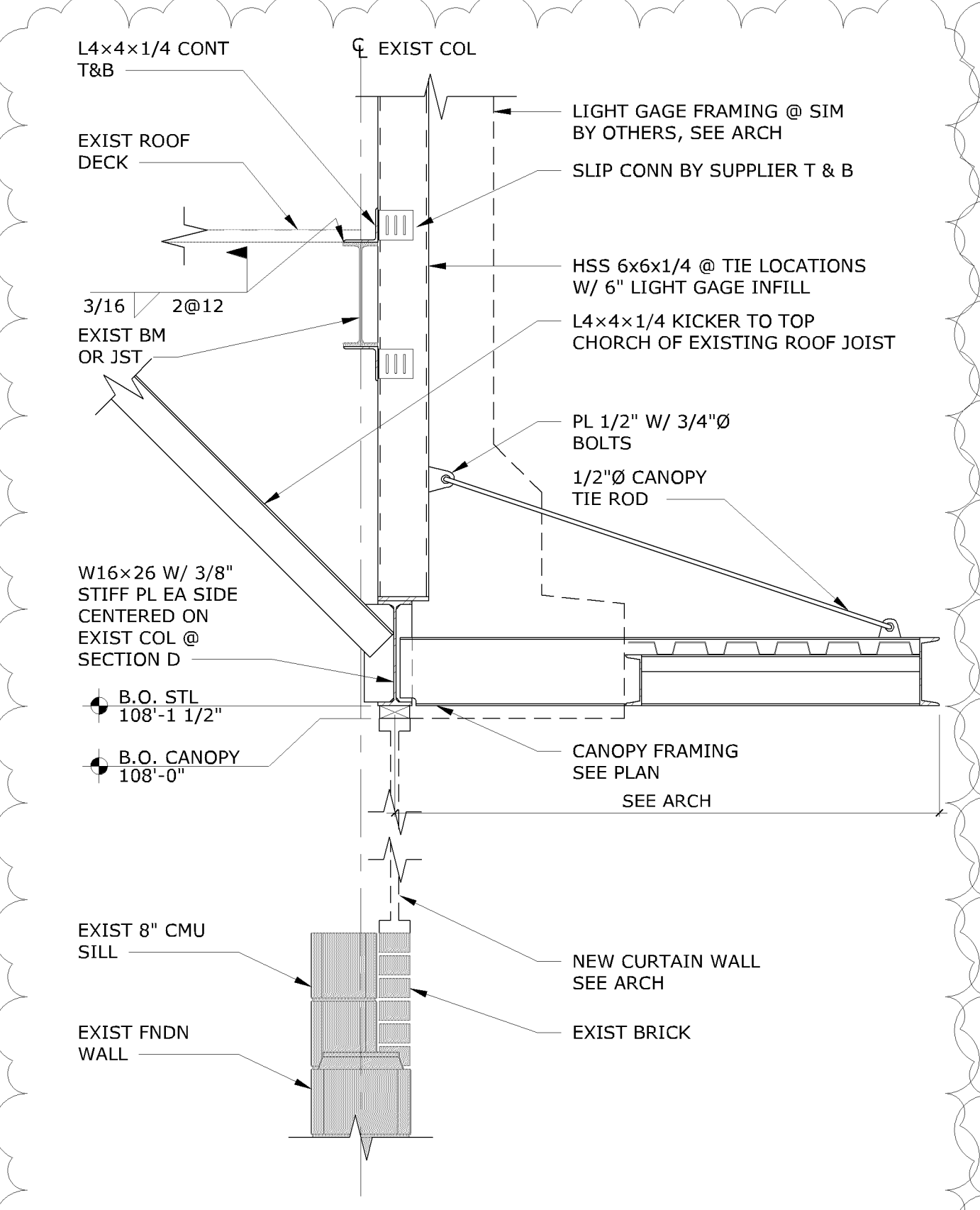
FOUNDATION DETAILS

**SOUTHPORT SHOPPING CENTER
FACADE REMODELING**
3701 OLD SHAKOPEE ROAD WEST
BLOOMINGTON, MN 55431

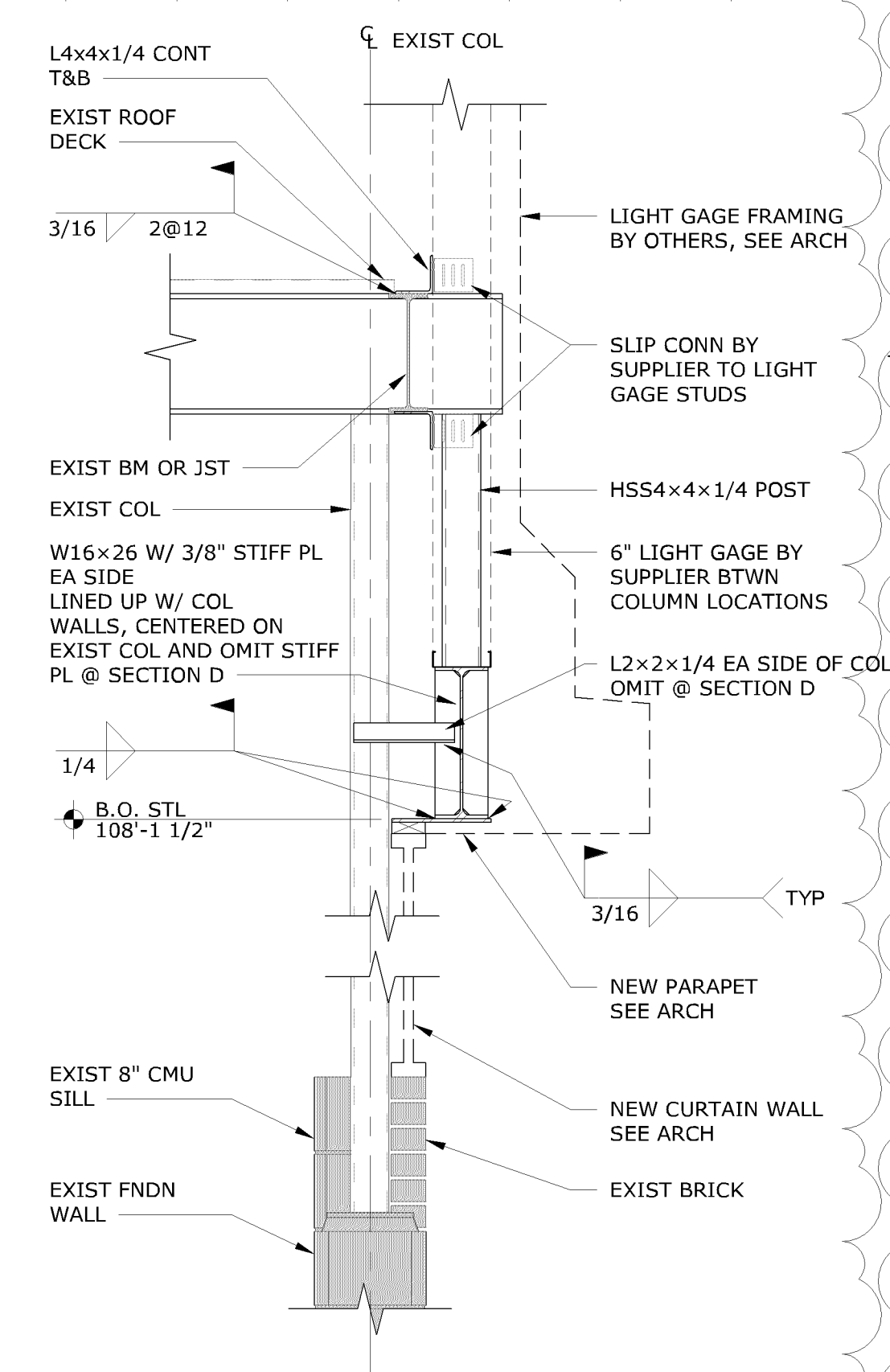
| | |
|-------------|----------|
| PROJECT: | 18015 |
| DRAWN BY: | KGX |
| CHECKED BY: | MJL |
| DATE: | 10/12/18 |
| REVISIONS: | |

S3.0

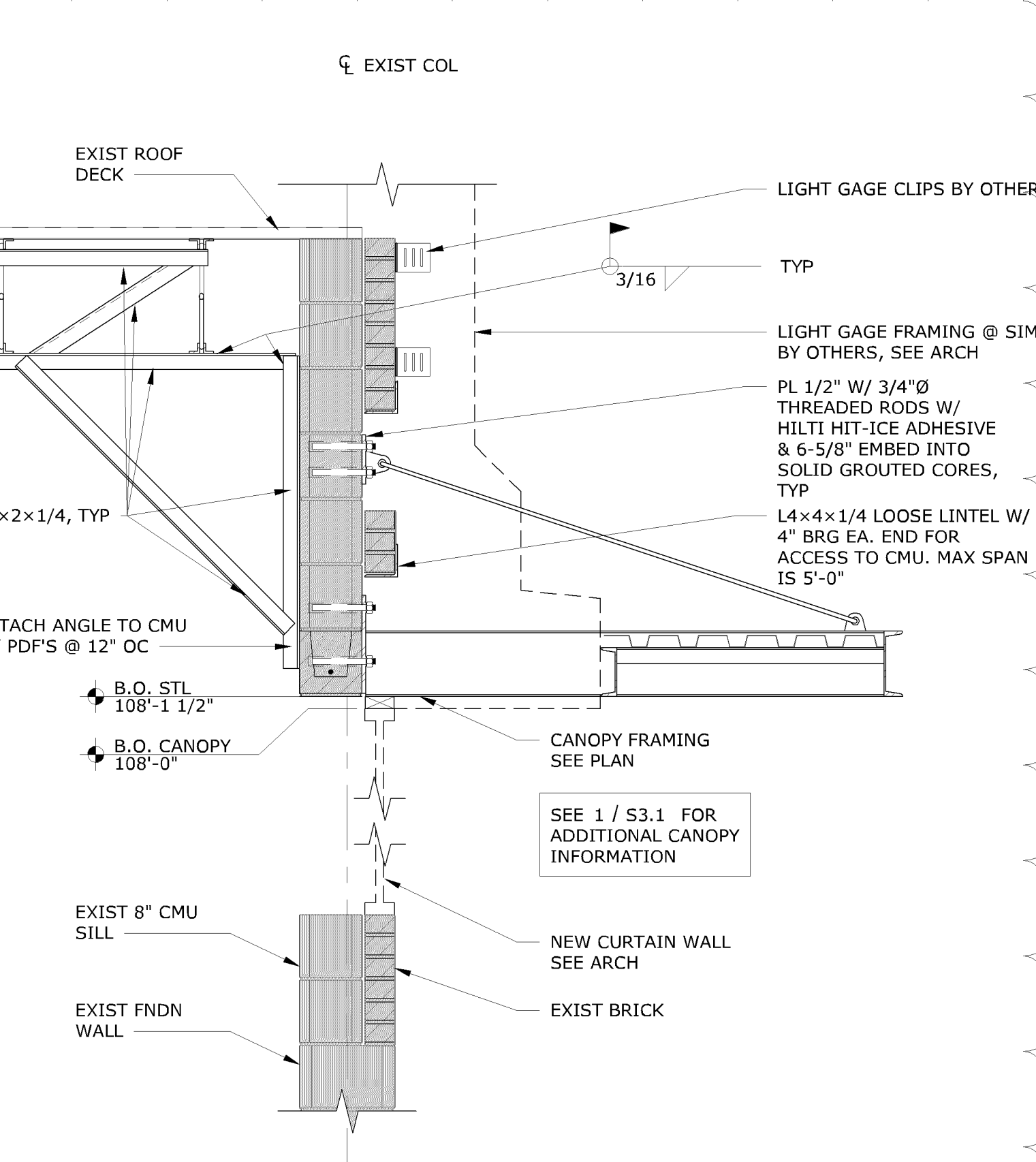
PL201900057
PL2019-57



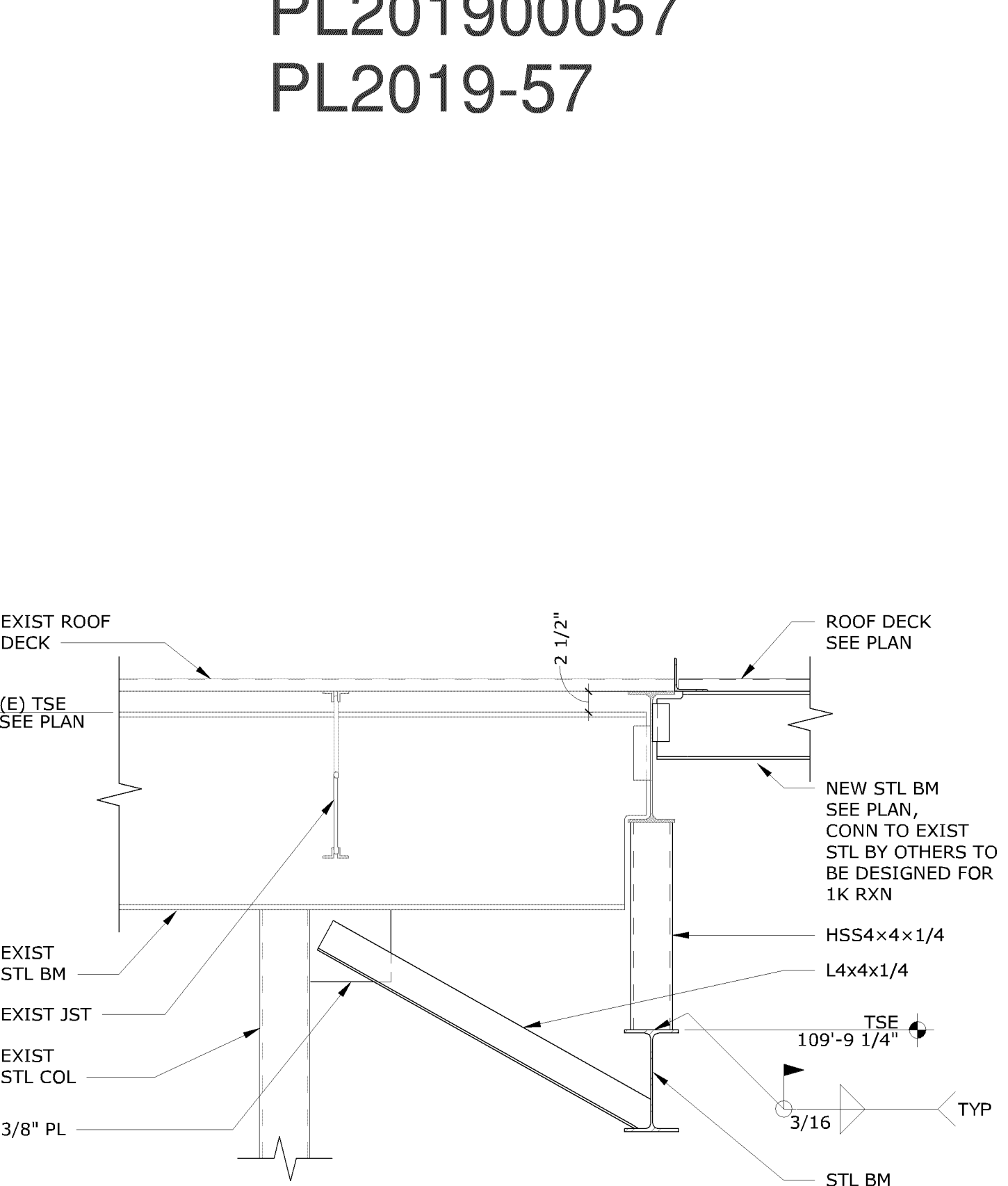
1 SECTION @ CANOPY
3/4" = 1'-0"



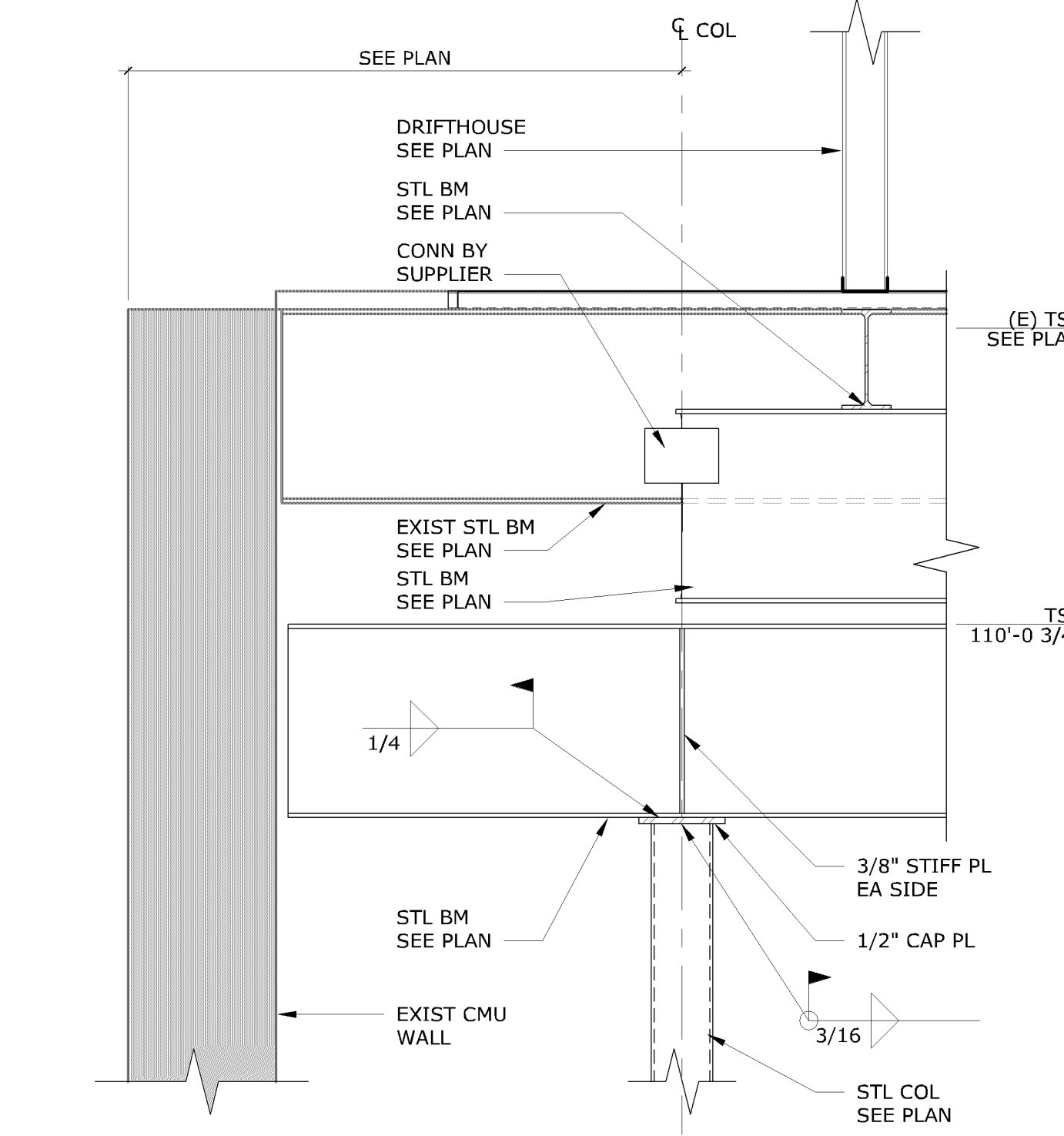
2 SECTION @ CURTAIN WALL
3/4" = 1'-0"



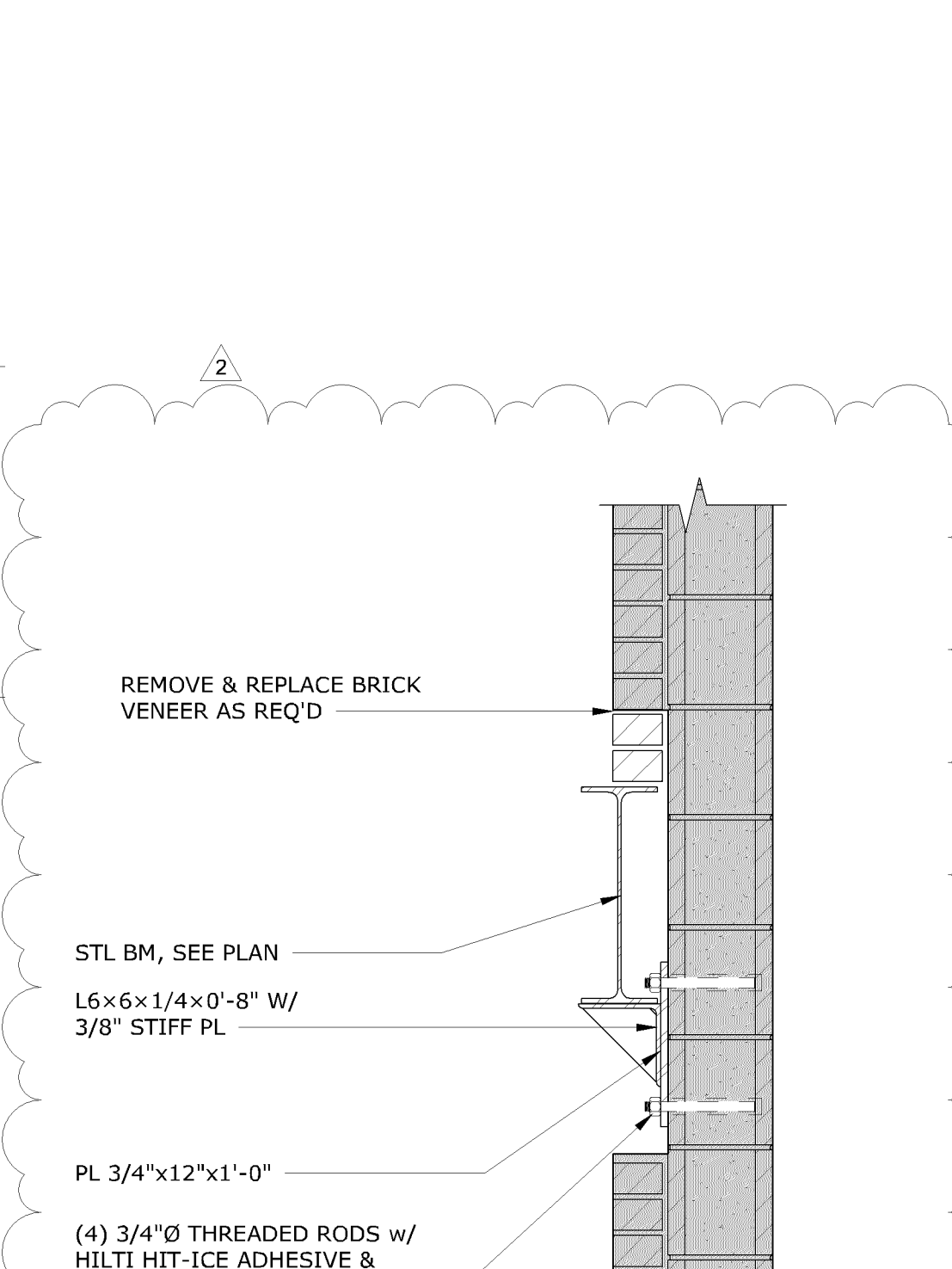
3 SECTION @ CANOPY
3/4" = 1'-0"



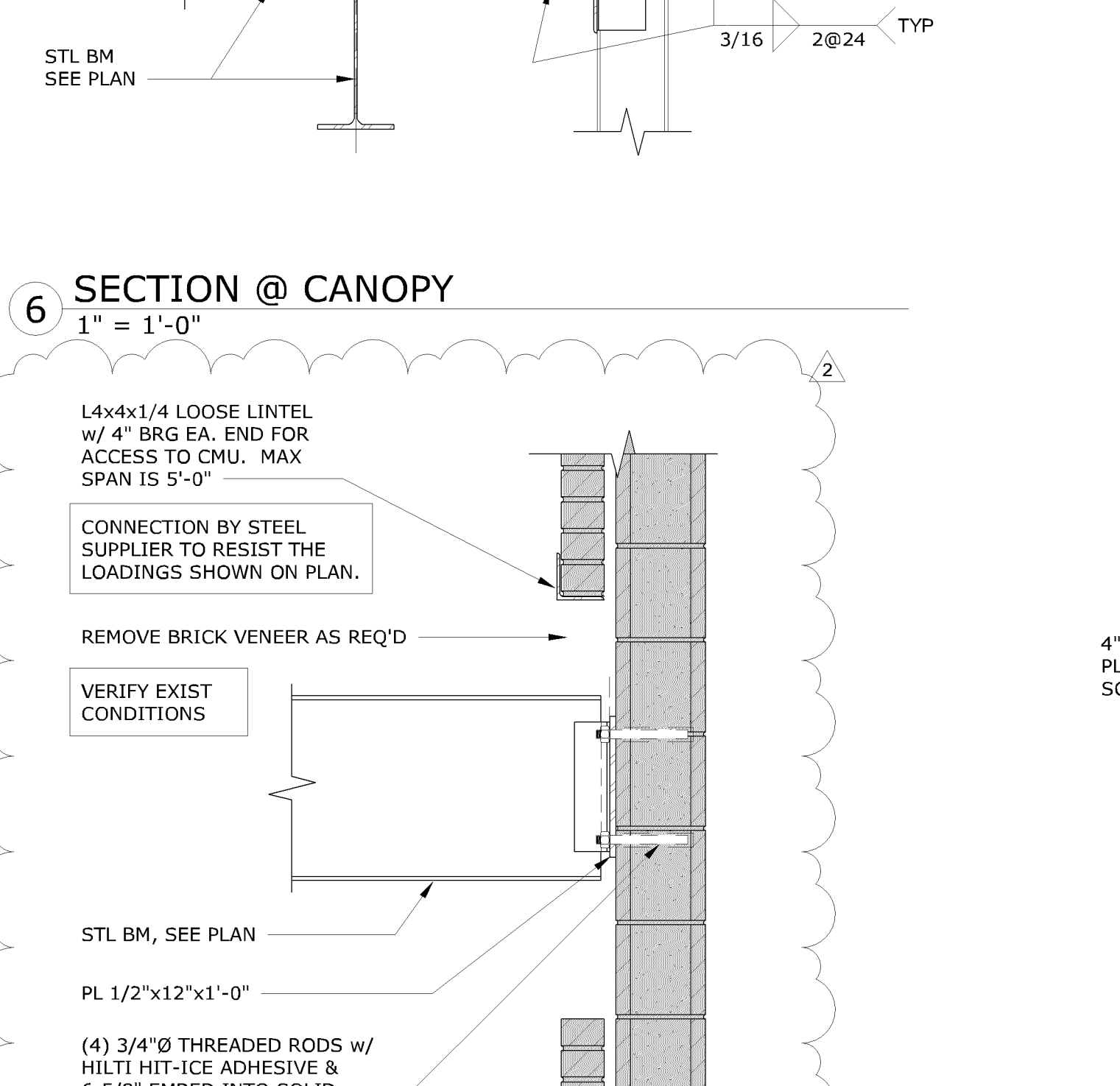
4 SECTION @ HIGH/LOW BEAM
3/4" = 1'-0"



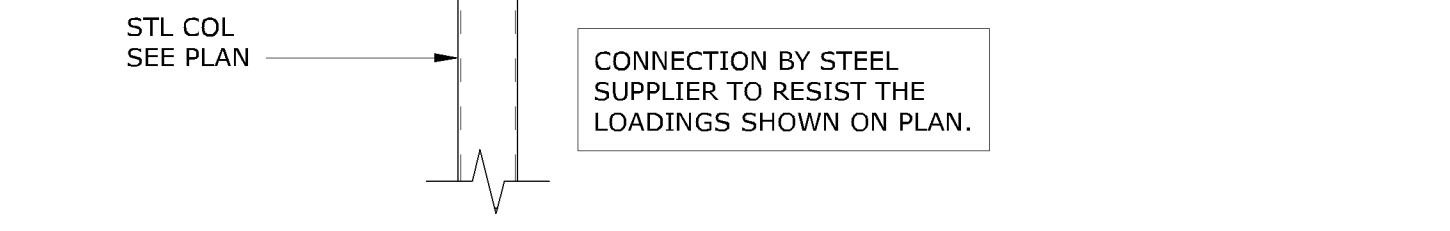
8 SECTION @ RADIUS
1" = 1'-0"



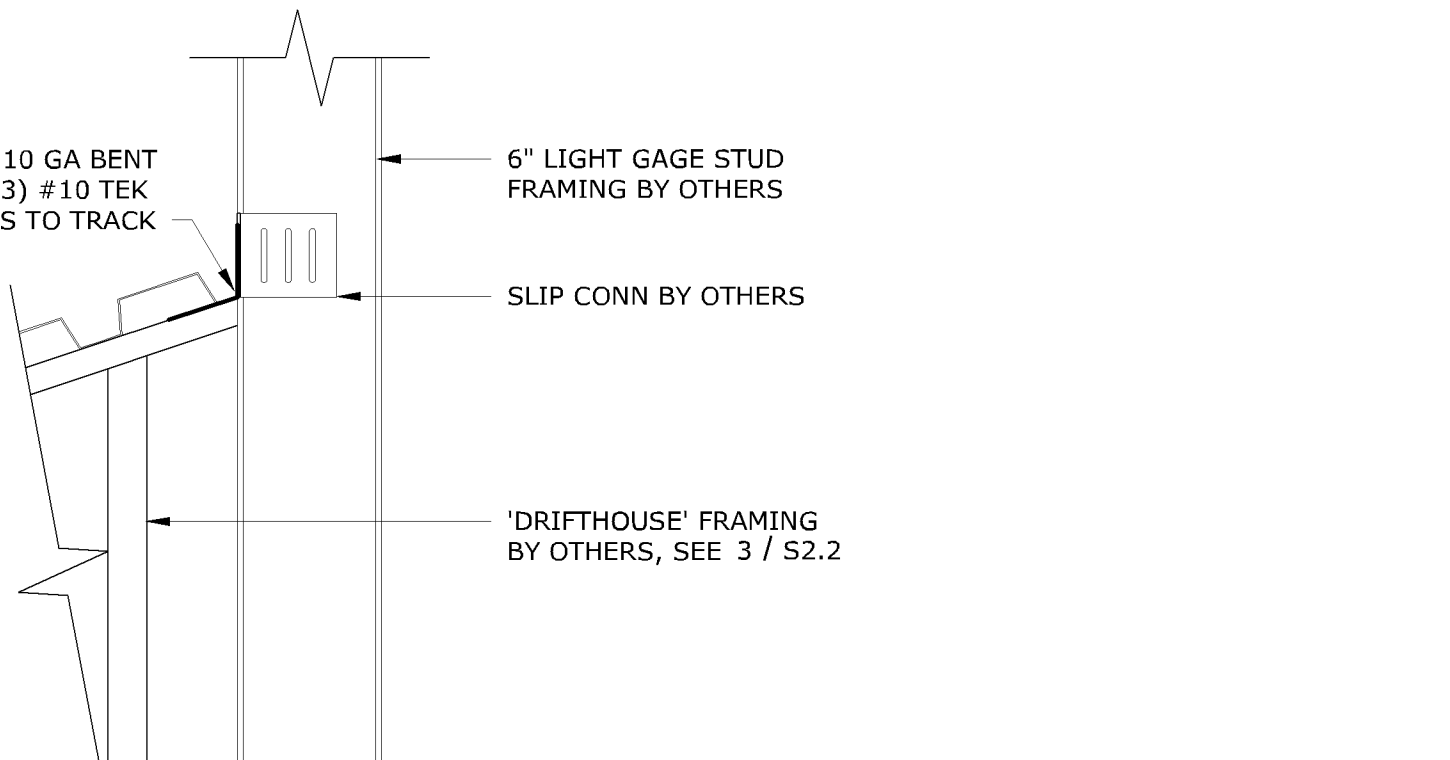
9 BEAM BEARING @ CMU
1" = 1'-0"



10 BEAM BEARING @ EXISTING
1" = 1'-0"



7 TYP. STEEL BEAM CONN. DETAIL
3/4" = 1'-0"



11 DRIFTHOUSE DETAIL
1 1/2" = 1'-0"

FRAMING DETAILS

SOUTHPORT SHOPPING CENTER
FACADE REMODELING
3701 OLD SHAKOPEE ROAD WEST
BLOOMINGTON, MN 55431

PROJECT: 18015
DRAWN BY: KGX
CHECKED BY: CAF
DATE: 10/12/18
REVISIONS:
2 Revision 2 04/04/2019

S3.1