

PL201900150

PL2019-150



3A Composites USA, Inc.  
Two Harbour Place  
721 Jetton Street, Suite 325  
Davidson, NC 28036  
USA

[www.3AComposites.com](http://www.3AComposites.com)  
[www.GraphicDisplayUSA.com](http://www.GraphicDisplayUSA.com)

ATOMIC Architectural Sheet Metal, Inc.

651-646-1706 [www.atomicsheetmetal.com](http://www.atomicsheetmetal.com)

Job# ( 3461-2 )

[www.AlucobondUSA.com](http://www.AlucobondUSA.com)  
[www.Gatorply.com](http://www.Gatorply.com)

November 4, 2016

To: TO WHOM IT MAY CONCERN

Subject: **Qualified Fabricator of Alucobond® Material**  
Atomic Architectural Sheet Metal, Inc.  
3207 Labore Road  
Vadnais Heights, MN 55110

This letter confirms Atomic Architectural Sheet Metal, Inc. as a Qualified Fabricator of Alucobond® aluminum composite material (ACM). Atomic Architectural Sheet Metal, Inc. promotes, designs, engineers, and fabricates ACM, has demonstrated expertise with a variety of systems, and receives our full recommendation.

Alucobond® ACM is a proprietary product manufactured in flat sheets by 3A Composites USA Inc. in our Benton, Kentucky facility. Alucobond® ACM is supplied for use as an exterior and interior cladding material to a select group of proven fabricators who demonstrate a capability to market, design, fabricate and install the material in accordance with 3A Composites USA standards for Alucobond® ACM.

If you require additional information, please feel free to contact me. Thank you.

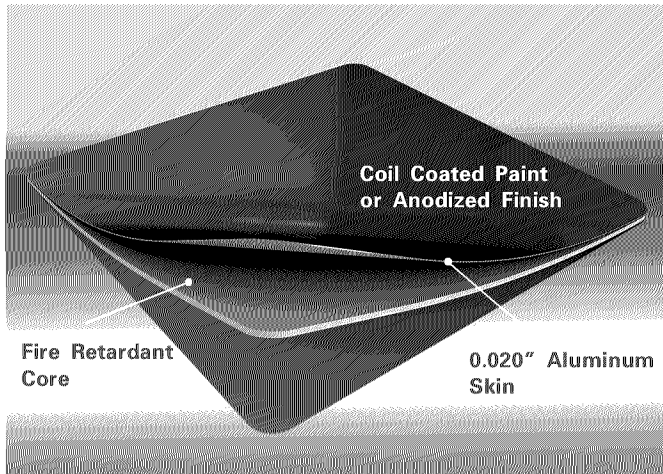
Sincerely,

A handwritten signature in black ink that reads 'Keith Spurlin'.

**Keith Spurlin**  
Vice President Architectural Sales  
3A Composites USA, Inc.

Two Harbour Place  
721 Jetton Street, Suite 325  
Davidson, NC 28036  
Direct: (704) 658-3537  
Mobile: (704) 456-5059  
[keith.spurlin@3AComposites.com](mailto:keith.spurlin@3AComposites.com)  
[www.3ACompositesUSA.com](http://www.3ACompositesUSA.com)

 **ALUCOBOND®** | THE NAME SAYS IT ALL



## ALUCOBOND® Plus

As the original "aluminum composite material," ALUCOBOND® Plus has been developed exclusively to allow architects and designers to meet the fire performance requirements of today's building standards while using ACM as the material of choice. Consisting of two sheets of smooth .020" aluminum thermobonded to a solid, fire retardant core, ALUCOBOND Plus is one component of the assembly that meets the requirements of fire classifications while offering the proven product properties such as flatness, form-ability, durability and ease of fabrication.

The versatile characteristics of ALUCOBOND® Plus provide for a plethora of applications such as exterior and interior cladding, column covers, canopies, soffits and even signage, allowing architects to offer inspiring, creative, and innovative designs while meeting the standards of sustainable planning.

ALUCOBOND® Plus is available in all of our current finishes and custom colors.

## PRODUCT DESCRIPTION

### Material Composition

- › Aluminum interior and exterior facings in 0.020" nominal thickness to ensure flatness
- › Proprietary fire-resistant core available in 4mm nominal thickness only

### Sheet Widths

- › Standard coil coated widths include 50" and 62"
- › Standard anodized widths include 62"
- › Custom width 40"

### Sheet Lengths

- › Standard lengths include 146" and 196"
- › Custom lengths for coil coating up to a maximum of 360"
- › Custom lengths for anodized up to a maximum of 216"

### Minimum Bending Radius

- › The minimum bending radius of Alucobond Plus without routing the interior skin is 15 times the thickness of the material

## FIRE TESTING

### Wall Assembly Fire Performance Tests

- › NFPA 285: Passed
- › CAN/ULC-S134: Passed

## TECHNICAL SUMMARY

### Temperature Resistance

- › Withstands environmental temperature changes from -55°F to +175°F
- › Coefficient of linear expansion is governed by the aluminum sheet

### Technical Properties

› Nominal Thickness:	<b>4mm</b>
› Nominal Weight:	1.56 lb/ft <sup>2</sup>
› Moment of Inertia:	.000212 in <sup>4</sup> /in
› Section Modulus:	.00275 in <sup>3</sup> /in
› Rigidity:	2143 lb-in <sup>2</sup> /in

### Sustainability Design

- › LEED 3
- › LEED v4
  - LCA Industry Standard
  - EPD Industry Standard



### Accepted Code Evaluation Reports

- › 1. ICC-ES
- › 2. Florida Product Approval
- › 3. City of Los Angeles
- › 4. Miami-Dade County NOA

## MANUFACTURING

### Manufacturing Location

ALUCOBOND Plus is currently manufactured in Benton, Kentucky USA

To download PDF or AutoCAD details and specifications, visit our website at [www.alucobondusa.com](http://www.alucobondusa.com).

Information contained herein, or related to, is intended for use at one's own discretion. Such information is believed to be reliable, but 3A Composites shall have no responsibility or liability for results obtained or damages resulting from such use. 3A Composites USA, Inc. does not make any warranties, expressed or implied.

### ENGINEERING PROPERTIES FOR ALUCOBOND® PLUS MATERIAL

Standard Test Method*	Description	Category	4mm
ASTM D-635	Rate of Burning	Fire Performance Properties	CLASSIFIED CC1
ASTM D-1929	Ignition Temperature-Self	Fire Performance Properties	783°F
ASTM D-1929	Ignition Temperature-Flash	Fire Performance Properties	784°F
ASTM E-84	Surface Burning Characteristics (Flame Spread Index)	Fire Performance Properties	0
ASTM E-84	Surface Burning Characteristics (Smoke Development Index)	Fire Performance Properties	0
CAN/ULC-S102	Surface Burning Characteristics (Flame Spread Index)	Fire Performance Properties	5
CAN/ULC-S102	Surface Burning Characteristics (Smoke Development Index)	Fire Performance Properties	0
ASTM C-365	Flatwise Compression Strength (Ultimate)	Mechanical Properties	9291 psi
ASTM C-393	Core Shear Properties (Perpendicular) Ultimate Facing Bending Stress	Mechanical Properties	24,720 psi
ASTM C-393	Core Shear Properties (Parallel) Ultimate Facing Bending Stress	Mechanical Properties	22,732 psi
ASTM D-790	Flexural Modulus (Perpendicular)	Mechanical Properties	1891 ksi
ASTM D-790	Ultimate Flexural (Perpendicular)	Mechanical Properties	18,573 psi
ASTM D-790	Flexural Modulus (Parallel)	Mechanical Properties	1815 ksi
ASTM D-790	Ultimate Flexural (Parallel)	Mechanical Properties	17,703 psi
ASTM D-790	Yield Flexural Stress (Perpendicular)	Mechanical Properties	6667 psi
ASTM D-790	Yield Flexural Stress (Parallel)	Mechanical Properties	6930 psi
ASTM D-638	Modulus of Elasticity (Perpendicular)	Mechanical Properties	2930 ksi
ASTM D-638	Tensile Strength (Perpendicular)	Mechanical Properties	7750 psi
ASTM D-638	Tensile Yield at .2% Offset (Perpendicular)	Mechanical Properties	6570 psi
ASTM D-638	Elongation (Perpendicular)	Mechanical Properties	14.2%
ASTM D-732	Punching Shear (Maximum Shear Load)	Mechanical Properties	2198 lbs
ASTM D-732	Punching Shear (Shear Strength)	Mechanical Properties	4615 psi
ASTM C-518	Thermal Conductivity	Thermal Properties	U=6.5 Btu/hr ft <sup>2</sup> °F
ASTM C-518	Thermal Resistance	Thermal Properties	R=0.16
ASTM C-518	Thermal Conductance	Thermal Properties	6.25
ASTM D-648	Deflection Temperature - Perpendicular	Thermal Properties	185°C
ASTM D-648	Deflection Temperature - Parallel	Thermal Properties	189°C
ASTM C-273	Shear Test in Flatwise Plane (Ultimate Core Shear Strength)	Bond Integrity Properties	765 psi
ASTM C-297	Tensile Bond Strength Test in Flatwise Plane (Ultimate)	Bond Integrity Properties	1016 psi
ASTM D-1781	Bond Integrity	Bond Integrity Properties	123 N mm/mm
ASTM E-90	Sound Transmission (STC)	Acoustical Properties	30
ASTM E-90	Sound Transmission (OITC)	Acoustical Properties	24
ASTM C-272	Water Absorption	Physical Properties	0.003%
ASTM D-696	Coefficient of Linear Thermal Expansion	Physical Properties	1.11x10 <sup>-5</sup> in/in °F

\*The ASTM (American Society for Testing and Materials) Standard Test Method defines the way a test is performed and the precision of the result. The result of the test is then used to assess compliance with a Standard Specification.<sup>6</sup>

800.626.3365  
www.alucobondusa.com



PL201900150

PL2019-150

ATOMIC Architectural Sheet Metal, Inc.

651-646-1706 www.atomicsheetmetal.com

Job#: ( 3461-2 )

**ALUCOBOND® PLUS**

GIVING SHAPE TO GREAT IDEAS

THE

# Stock Color Library



























---

Color plays an integral role in the architectural environment, and our trend-forward palette has been carefully designed to inspire your next project. From classic neutrals to biophilic hues, ALUCOBOND® PLUS offers a wide range of options to help you give shape to great ideas.



SPECTRA COLLECTION: OCEAN







### The Classic Collection

					
<b>Russet Mica</b> PVDF 3 / SRI 38	<b>Hazelnut Mica</b> PVDF 2 / SRI 40	<b>Harvest Gold Mica</b> PVDF 2 / SRI 36	<b>Anodic Satin Mica</b> PVDF 2 / SRI 43	<b>Anodic Clear Mica</b> PVDF 2 / SRI 55	<b>West Pewter Mica</b> PVDF 2 / SRI 34
					
<b>Red Fire</b> PVDF 3 / SRI 47	<b>Statuary Bronze</b> PVDF 2 / SRI 41	<b>Driftwood Mica</b> PVDF 2 / SRI 40	<b>Castle Gray</b> PVDF 2 / SRI 56	<b>JLR Gray Metallic</b> PVDF 2 / SR 38	<b>MZG Gray Mica II</b> PVDF 2 / SRI 31.92
					
<b>Patriot Red</b> PVDF 3 / SRI 54	<b>Oyster</b> PVDF 2 / SRI 81	<b>Bone White</b> PVDF 2 / SRI 81	<b>Alabaster</b> PVDF 2 / SRI 87	<b>Brilliant Silver Metallic</b> PVDF 3 / SRI 73	<b>Cadet Gray</b> PVDF 2 / SRI 51
					
<b>Carb Red</b> SMP / SRI 35	<b>Polyester White</b> Polyester / SRI 81	<b>Pure White (RVW)</b> PVDF 2 / SRI 93	<b>HWH Bio White</b> PVDF 2 / SRI 87	<b>JLR Champagne Metallic</b> PVDF 2 / SRI 63	<b>Platinum Mica</b> PVDF 2 / SRI 61
					
<b>Silver Metallic</b> PVDF 3 / SRI 58	<b>Sunrise Silver Metallic II</b> PVDF 3 / SRI 73	<b>Champagne Metallic</b> PVDF 3 / SRI 48	<b>Nissan Gray</b> PVDF 3 / SRI 6	<b>Dusty Charcoal</b> PVDF 2 / SRI 30	<b>Focus Black II</b> PVDF 2 / SRI 0
					
<b>Image Blue</b> SMP / SRI 39	<b>Bowtie Blue II</b> SMP / SRI 33	<b>Azure Blue</b> PVDF 3 / SRI 34	<b>Spire Blue II</b> PVDF 3 / SRI 23	<b>TBL Black</b> SMP / SRI -1.59	<b>Tri-Corn Black</b> SMP / SRI -4.49

All Classic finishes are stocked in 4mm PLUS core





### The Natural Collection

#### The Element Series




					
<b>Reflect Mirror*</b> Reflective	<b>Brushed</b> FEVE / SRI 84	<b>Brushed Stainless</b> FEVE / SRI 39	<b>Brushed Carbon</b> FEVE / SRI 5	<b>Zinc</b> PVDF	<b>Rusted Metal</b> PVDF

\*Image is meant to demonstrate the reflective qualities of the surface; please request a physical sample to see actual mirror finish

#### The Terra Series

			
<b>Arctic Frost</b> SMP	<b>Sierra Sand</b> SMP	<b>Terracotta</b> SMP	<b>Lava Nera</b> SMP

#### The Woodgrain Series


		
<b>Beechwood</b> PVDF	<b>Chestnut</b> PVDF	<b>Rustic Walnut</b> PVDF

### The Spectra Collection

				
<b>White Gold</b> PVDF + FEVE / SRI 96	<b>Sakura</b> PVDF + FEVE / SRI 46	<b>Galaxy Blue</b> PVDF + FEVE / SRI 61	<b>Ocean</b> PVDF + FEVE / SRI 21	<b>Cupral</b> PVDF + FEVE / SRI 49

### The Anodized Collection

Lead time of 3-4 weeks

				
<b>Clear</b> SRI 78	<b>Light Bronze</b> SRI 24	<b>Medium Bronze</b> SRI 16	<b>Dark Bronze</b> SRI 6	<b>Black</b> SRI 1

All specialty finishes are stocked in 4mm PLUS core

## PRODUCT DESCRIPTION

### MATERIAL COMPOSITION

- Aluminum interior and exterior facings in 0.020" nominal thickness
- 4mm total nominal thickness, including proprietary fire retardant core

### SHEET WIDTHS

- Standard coil-coated width of 62" \*
- \* Some finishes are stocked in 40", 49.2" and 50". Please refer to stock material list.
- Custom widths of 40" and 50" available on request

### SHEET LENGTHS

- Standard coil-coated length of 196"
- Reflect Mirror is offered in 146"
- Custom lengths for coil coating: maximum of 400"
- Custom lengths for anodized: maximum of 216"

### MINIMUM BENDING RADIUS

- The minimum bending radius of ALUCOBOND PLUS without routing the interior skin is 4"

### AVAILABLE FINISHES

- PVDF - Anodized
- FEVE - Monochromatics, Micas, & Metallics
- SMP - Brushed
- Polyester - Spectra

## TECHNICAL SUMMARY

### TECHNICAL PROPERTIES

### ALUCOBOND PLUS

- Nominal thickness: 4mm
- Nominal weight: 1.56 lb/ft<sup>2</sup>
- Coefficient of Expansion x 10<sup>-5</sup> (in/in/°F): 1.11
- Temperature Resistance: -55° to 180° F (-48° to 82°C)
- Rigidity: 2143 lb-in<sup>2</sup>/in

### NORTH AMERICAN BUILDING CODE ACCEPTANCE

- IBC
- Miami-Dade County, Florida
- National Building Code of Canada
- State of Florida
- City of Los Angeles, California

### MANUFACTURING

- ALUCOBOND PLUS is made in Benton, Kentucky USA

---

## PAINT FINISHES

All ALUCOBOND PLUS PVDF & FEVE finishes are coated in accordance with AAMA 2605 signifying the highest-performance exterior finish standard in the industry. AAMA 2605 finishes have the best chalk, humidity, and color change performance. SMP finishes meet AAMA 2604.

- **PVDF (Polyvinylidene Fluoride)** Two coat PVDF paint systems are applied to solid & mica finishes which are coil-coated over a pre-treated aluminum substrate with a primer & color coat at a nominal 1.0 mil thickness. When a two coat PVDF system is used, the primer allows bonding & color consistency in the color coat to show, in lieu of having the underlying metal affect color consistency. Note, the pre-treatment is not considered one of the paint "coats." Three coat systems are solid & metallic finishes which are coil-coated over a pre-treated aluminum substrate with a primer, color coat, & clear coat at a nominal 1.5 mil thickness. The clear coat protects the aluminum flake from oxidizing & adds increased weatherability & protection against the elements.

- **FEVE (Fluoropolymer Based)** Base coat plus a clear coat are often used to protect bare finishes, ie. various brushed patterns. A transparent clear coat is applied to the coil protecting the surface from the elements & preserves the aesthetic of the bare finish. Various tints can be applied to broaden the color palette & add to the aesthetics of a project.

- **PVDF+FEVE** Finish is applied to our Spectra color-shifting finishes consisting of 2 coats of PVDF & a clear coat of FEVE. The FEVE finish provides a higher gloss level & depending on the viewing angle, different wave-lengths of light are reflected, resulting in an ever-changing color gradient with iridescent highlights.

- **SMP (Silicone Modified Polyester)** Paint systems are a blend of polyester & silicon intermediates. Silicone acts to improve the gloss retention & weather resistance of the polyester coating.

## SRI (SOLAR REFLECTANCE INDEX)

SRI measures a paint finish's ability to reject solar heat, as shown by a small temperature rise.

For warranty information please contact your local ALUCOBOND Sales Manager.

---

## CUSTOM COLORS

If you require a custom color for your next project, our color technicians will strive to match your desired color. Please note, custom color orders are subject to set-up charges and require a 1,000 sq. ft. minimum per color. Exact matches are not always possible due to different inks & pigments used in various industries & application methods. Matching a color created by a spray method, particularly a metallic, may not match with a color created on a roll coated method.

To ensure that we identify your color correctly, we require **either**:

- A hand sample of at least 1" x 1", **or**
- Pantone®, RAL, NCS or paint code reference

Please reach out to your local sales manager to aid with the process at:

[alucobondusa.com/sales-rep](http://alucobondusa.com/sales-rep)


Send the color sample along with your name, company name, address, phone number & email, as well as the project name, project location, type of finish and gloss level to:

**3A Composites USA**  
**Attn: Color Lab**  
**208 West Fifth Street**  
**Benton, KY 42025**



# ALUCOBOND® | CLEANING GUIDE

ATOMIC Architectural Sheet Metal, Inc.  
651-646-1706 [www.atomicsheetmetal.com](http://www.atomicsheetmetal.com)  
Job#: ( 3461-2 )





## Key notes for cleaning of Alucobond® Panels:


- Panels should be cleaned on a regular basis. The timing of this cleaning is highly dependent on the location of the building and the amount of dirt and pollution in that area. A general rule is to clean the panels when the windows are cleaned.
- Durabrite C paint finish panels must be rinsed immediately after washing. Failure to follow this procedure may cause damage to the gloss of the panel.
- Do not mechanically abrade a painted finish when trying to clean a panel. Do not use wire brushes, steel wool, sandpaper, rubbing compound, cleaning compound, abrasives or other similar cleaning tools.

Always test cleaning materials and procedures on a small inconspicuous area prior to use on a large scale.

## Cleaning of Duranar, Paint finish Alucobond panels

A 5% solution (one part detergent to 20 parts water) of commonly used commercial and industrial detergents, such as Tide®, will not have any deleterious effect on a Duranar surface. These solutions should be followed by an adequate rinse of water. Use cloth, sponges, or a soft bristle brush for application. Cleaning should be done on a shaded side of the building or, ideally, on a mild, cloudy day.

Always test cleaning materials and procedures on a small inconspicuous area prior to use on a large scale.



## Cleaning of the Durabrite C Alucobond® Panels:

Prepare 1:3 to 1:10 mix of Mirachem 500 Liquid, that is one part Mirachem 500 to three to ten parts water.

Wash the Durabrite C surface by hand using a lamb's wool mitt or soft cloth, and the Mirachem 500 water solution, applying medium pressure. Rinse off immediately.

Cleaning should be done on a shaded side of the building or, ideally, on a mild, cloudy day.

**Supplier:** The Mirachem Corporation  
4645 W. McDowell Rd., Phoenix, AZ 85035  
800-847-3527 / 602-272-6066 [cservice@mirachem.com](mailto:cservice@mirachem.com)

For further maintenance and cleaning tips ask for Tech Talk #89 from: 3A Composites USA, Inc.

### 3A Composites USA

P.O. Box 507 • 208 W 5th Street • Benton, KY 42025-0507  
800-382-6445 • 270-527-4200 • Fax 270-527-1552  
[www.AlucobondUSA.com](http://www.AlucobondUSA.com)



**3A Composites USA, Inc.**  
**ALUCOBOND® Aluminum Composite Material**  
**Finished with Polyvinylidene Fluoride (PVDF)**

**30-YEAR WARRANTY**

This warranty is issued by 3A Composites USA, Inc. (“Composites”) to the property owner (the “Owner”) identified below and applies to the finish/Finish on ALUCOBOND® PLUS or ALUCOBOND® PE aluminum composite material (the “Material”) finished with a PVDF finish system (the “Finish”) installed at the property (the “Property”) identified below:

<b>Property Name:</b>							
<b>Property Owner:</b>							
<b>Property Address:</b>							
<b>City:</b>		<b>State:</b>		<b>Zip:</b>			
<b>Fabricator Name:</b>							
<b>ALUCOBOND Sales Order #</b>				<b>Quantity in SF</b>			
<b>ALUCOBOND Material Color:</b>							
<b>Date of Warranty:</b>							

Warranty Coverage is subject to the following terms and conditions:

1. The duration of this Warranty (the “Warranty Period”) shall be for thirty (30) years.
2. The Warranty Period shall begin from the date of substantial completion or six (6) months after the date of initial shipment from the Composites facility, whichever occurs first, and is void unless payment for the materials indicated has been received by Composites.
3. Composites warrants that during the Warranty Period, the Finish will not peel, check or crack (except for slight crazing or cracking as may occur on normal roll-forming or brake bending and which is accepted as standard, or when cracking or crazing is the result of metal fracture).
4. Composites warrants that during the Warranty Period, the Finish will not chalk in excess of a numerical rating eight (8), as measured using the procedures of ASTM D-4214 Method A.
5. Composites warrants that during the Warranty Period, the Finish will not fade or change color in excess of five (5) E units (Hunter Color Difference) as measured using the procedure of ASTM D-2244, comparing an unexposed retain panel to the exposed panel after removal of dirt and chalk.
6. For Material that has been purchased from Composites as “finish good on both sides”; this Warranty applies to whichever side(s) have this finish.

7. Corrosion is not covered under this warranty.
8. It is acknowledged that fading or color changes may not be uniform if the surfaces are not equally exposed to the sun and elements.
9. The maximum warranty duration for material in high salt concentration areas (such as those within 1500 feet to the seashore and/or in industrial atmospheres) is twenty (20) years.
10. Composites requires that there be a systematic fresh water rinse maintenance program in effect in such areas so as to prevent the accumulation of concentrated salt deposits. The frequency of this rinse should be no less than once per quarter. Records of regular washes must be maintained.
11. This Warranty will not apply to damage to and/or failure of the Finish caused by: moisture or other contamination detrimental to the Finish because of improper packaging, storage, or handling of the Material prior to installation; improper handling, shipping, processing (such as fabrication at temperatures below 60°F(15.5°C)), and/or installation of the Material; scratching or abrading of the Finish during or after installation; standing or ponding water; improper cleaning of the Material; corrosion of the Material; or, acts of God, falling objects, explosions, fire or other such similar or dissimilar occurrences beyond Composites' control.
12. Composites' exclusive liability and the Customer's sole remedy under this Warranty, or otherwise, shall be limited to, at Composites' option, the refinishing, or replacing, or reimbursement of the cost of refinishing or replacing the Material exhibiting a defective Finish. Cost of such replacement or repair is not to exceed the unit price of such Product less a calendar year deductible in each calendar year of five (5%) of the original unit price so that the aggregate deducted over the twentieth calendar shall be one hundred percent (100%). All costs and cost of labor to remove and replace panels claimed to be coated with defective Product are to be borne by Customer. Customer agrees, as a condition of this warranty, to return non-conforming Product to Composites, FOB its plant, at the express written request of Composites. Refinishing shall be performed by a Composites' approved contractor, using standard finishing practices and materials as selected and/or approved by Composites. Composites reserves the right to approve any contract for such refinishing or replacing; such approval not to be unreasonably delayed or withheld.
13. Composites' reserves the right to discontinue or modify its product lines and Finish colors. If the original Finish is no longer available, Composites will, at its option, either substitute a Finish of comparable quality or refund the purchase price of the defective Finish only.
14. The Warranty Period on a refinished or replaced finished Material shall be only for the remainder of the Warranty Period applicable to the Material originally finished.
15. In no event shall Composites be liable under any theory of recovery, whether based on negligence of any kind, strict liability or tort, for any direct, indirect, special, punitive, incidental or consequential damages in any way arising out of the purchase of a Finish or from any possession or use made of a Finish.

16. All claims relating to the quality, condition or performance of the Finish shall be denied unless the Customer acknowledges the claim in writing to Composites within the applicable Warranty Period, and within thirty (30) days after the Customer is informed or becomes aware of a defect in or of the Finish; and Composites must be given a reasonable and prompt opportunity to inspect said defect.
17. COMPOSITES MAKES NO OTHER WARRANTIES, EXPRESS OR IMPLIED, INCLUDING ANY IMPLIED WARRANTY OF MERCHANTABILITY OR FITNESS FOR A PARTICULAR PURPOSE OR USE, WITH RESPECT TO ANY OF THE FINISHS.
18. This Warranty is extended solely to the Customer. It is nontransferable and non-assignable.
19. All claims and notices must be submitted in writing to: 3A Composites USA, Inc., P.O. Box 507, ATTN: Claims Department, Benton, KY, 42025.
20. Acceptance of this Warranty grants Composites the right to secure photography of the Property for advertising, public relations, and related industry promotional collateral. Rights to said photography are unrestricted and may be transferable.
21. No terms or conditions other than those stated herein, and no agreement or understanding, oral or written, in any way purporting to modify this Warranty shall be binding upon a party unless made in writing, expressly refers to this Warranty and is signed by that party's authorized representative. This Warranty supersedes and cancels any prior representations, warranties and agreements relating to the subject matters of this warranty.

® - Registered trademark of 3A Composites USA Inc.

Revision: 042017

---

**ALUCOBOND®**    **DIBOND®**    **FOME-COR®**    **GATOR®**    **SINTRA®**