

9025 Balboa Ave, Suite 150  
San Diego, CA 92123

September 19, 2017

Nick M. Johnson  
Planner  
City of Bloomington,  
1800 West Old Shakopee Road  
Bloomington, MN 55431

RE: USD Submittal for Great Wolf Lodge

Attached is the required Uniform Sign Design package for the aforementioned project as set forth in section 19.121-Signs for hotels of the Bloomington Sign Ordinance. We are using the Variance Case 6001 ABC-06 and the 400 rooms line of table 19.121.1 of the sign code. The above noted hotel has 400 rooms.

**Wall Identification Signage**

Sign E-1 Illuminated Channel letters – North Elevation  
466.75 square feet allowed per variance  
Square footage proposed= 200  
SECONDARY ELEVATION

Sign E-3 Illuminated Channel letters - South Elevation  
225 square feet allowed per code  
Square footage proposed= 100  
SECONDARY ELEVATION

Sign E-5 Illuminated Channel letters – East Elevation  
494.6 square feet allowed per variance 207 square feet proposed  
PRIMARY ELEVATION

Sign E-7 Illuminated Channel Letters - Western Elevation  
250.96 square feet allowed  
Square footage proposed= 250.96  
PRIMARY ELEVATION

Sign E-8 Illuminated Channel letters – **Accessory Sign** Eastern Elevation  
60.00 square feet allowed  
Square footage proposed= 60.00  
PRIMARY ELEVATION


Sign M – Externally Illuminated Monument Sign Cabinet to replace existing cabinet  
100.00 square feet allowed (Allowed at current setback due to “like for like” replacement of legally non-conforming sign)  
Square footage proposed= 71.5  
SECONDARY ELEVATION

Please find the attached supporting documents. Please let me know if any further information is needed.

Thank you so much for your support and assistance.

*Kathleen Corvin*

Kathleen Corvin  
Jones Sign  
(858) 465 7378



N.T.S.

WORK SCOPE

- E1 INTERNALLY LIT CHANNEL LETTER SIGN (QTY 1) - 200 SQ. FT.
- E3 INTERNALLY LIT CHANNEL LETTER SIGN (QTY 1) - 100 SQ. FT.
- E5 INTERNALLY LIT CHANNEL LETTER SIGN (QTY 1) - 207 SQ. FT.
- E7 INTERNALLY LIT CHANNEL LETTER SIGN (QTY 1)- 250.96 SQ. FT.
- E8 INTERNALLY LIT CHANNEL LETTER SIGN - 60 SQ. FT.
- M D/F EXTERNALLY ILLUMINATED REPLACEMENT CABINET FOR EXISTING MONUMENT SIGN (Qty 1) - 71.5 SQ. FT.

JONES SIGN  
Your Vision. Accomplished.

WWW.JONESSIGN.COM

JOB # 225061-R9

DATE: 07.19.2017

DESIGNER: A. McKinney

SALES REP: J. Merriman

PROJ MGR: B. Georgia

REV.	DATE	BY	DESCRIPTION
1	07.25.17	WAM	DELETE E2, E6, SIMPLIFY OUTSIDE RETAINER PATHS; E1, E3, RADIUS CORNERS; E5, E7, SIMPLIFY OUTSIDE EDGE; E4
2	07.26.17	WAM	REVISE SIGN E4 DIMENSIONS, ADD E5 SIGN
3	08.01.17	WAM	REVISE SIGN E4 - 83.5 SQ. FT.
4	08.08.17	WAM	REVISE E3, E7, E8 TO CHANNEL LETTERS, REVISE ARTWORK FOR E8
5	08.16.17	WAM	DELETE E4, E8, REVISE E1 LAYOUT SQ. FT., REVISE E2 SQ. FT., ADD MONUMENT AT 132 SQ. FT.
6	08.18.17	WAM	REVISE M TO REPLACEMENT CABINET, REVISE ARTWORK
7	08.24.17	WAM	REVISE TO RACEWAY MOUNT, SHOW CONNECTOR TUBING, ADD ELEC. WIRE NOTE
8	08.30.17	DM	REVISED DRAW OF E1 TO 40'-0" AND REVISED NORTH ELEVATION
9	09.15.17	WAM	REVISE SCOPE, ADD E8 SIGN, REVISE TO 60 SQ. FT. MOUNTING TO CANOPY, ADD RENDERING
10	09.06.00	XX	XXXX

CLIENT APPROVAL

DATE

LANDLORD APPROVAL

DATE

QC

QC APPROVED  
By Richard Story at 3:44 pm

GREAT WOLF LODGE

GREAT WOLF LODGE

1700 American Boulevard E  
Bloomington, MN 55425

DESIGN PHASE: CONCEPTUAL

SHEET NUMBER

0.0

USD #181  
CASE FILE #PL201700150

APPROVED  
ZONING REVIEW ONLY  
NMJ 09/01/2017



NORTH ELEVATION  
SCALE: 1/32" = 1'-0"

<div>JONES SIGN</div> <div>Your Vision. Accomplished.</div> <div>WWW.JONESSIGN.COM</div>	JOB #: 225061-R8	REV.	DATE	BY	DESCRIPTION	CLIENT APPROVAL	DATE	<div>GREAT WOLF LODGE</div>	GREAT WOLF LODGE	SHEET NUMBER
	DATE: 07.19.2017	1	07.25.17	WAM	DELETE E2, E6; SIMPLIFY OUTSIDE RETAINER PATHS; E1, E3: RADIUS CORNERS; E5: E7: SIMPLIFY OUTSIDE EDGE; E4				1700 American Boulevard E	
	DESIGNER: A. McKinney	2	07.26.17	WAM	REVISE SIGN E4: DIMENSIONS, ADD E5 SIGN				BLoomington, MN 55425	
	SALES REP: J. Merriman	3	08.01.17	WAM	REVISE SIGN E4 - 83.5 SQ. FT.	LANDLORD APPROVAL	DATE	0.1		
	PROJ MGR: B. Georgia	4	08.08.17	WAM	REVISE E3, E7, E8 TO CHANNEL LETTERS; REVISE ARTWORK FOR E6	QC			DESIGN PHASE: CONCEPTUAL	
		5	08.15.17	WAM	DELETE E4, E8; REVISE E1 LAYOUT SQ. FT.; REVISE E3 SQ. FT., ADD MONUMENT AT 132 SQ. FT.					
		6	08.16.17	WAM	REVISE W TO REPLACEMENT CABINET; REVISE ARTWORK					
		7	08.24.17	WAM	REVISE TO RACEWAY MOUNT; SHOW CONNECTOR TUBING; ADD ELEC. W/IF NOTE					
		8	08.30.17	DM	REVISED OAW OF E1 TO 40'-0" AND REVISED NORTH ELEVATION					
		9	08.08.00	XX	XXXX					
	10	08.08.00	XX	XXXX						

This is an original, unpublished drawing by Jones Sign Co., Inc. It is for your personal use in conjunction with a project being planned for you by JONES SIGN. It is not to be shown to anyone outside of your organization, nor is it to be used, reproduced, copied or exhibited in any fashion. Use of this design or the salient elements of this design in any sign done by any other company, without the express written permission of JONES SIGN, is forbidden by law and carries a civil forfeiture of up to 25% of the purchase price of the sign. JONES SIGN will endeavor to closely match colors, including PMS, where specified. We cannot guarantee exact matches due to varying compatibility of surface materials and paints used. All sizes and dimensions are illustrated for client's conception of project and are not to be understood as being exact size or exact scale.



SOUTH ELEVATION  
SCALE: 1/32" = 1'-0"

<div>JONES SIGN</div> <div>Your Vision. Accomplished.</div> <div>WWW.JONESSIGN.COM</div>	JOB #: 225061-R8	REV.	DATE	BY	DESCRIPTION	CLIENT APPROVAL	DATE	<div>GREAT WOLF LODGE</div>	GREAT WOLF LODGE	SHEET NUMBER
	DATE: 07.19.2017	1	07.25.17	WAM	DELETE E2, E6; SIMPLIFY OUTSIDE RETAINER PATHS; E1, E3: RADIUS CORNERS; E5: E7: SIMPLIFY OUTSIDE EDGE; E4				1700 American Boulevard E Bloomington, MN 55425	
	DESIGNER: A. McKinney	2	07.26.17	WAM	REVISE SIGN E4: DIMENSIONS, ADD E5 SIGN					
	SALES REP: J. Merriman	3	08.01.17	WAM	REVISE SIGN E4 - 83.5 SQ. FT.					
	PROJ MGR: B. Georgia	4	08.08.17	WAM	REVISE E3, E7, E8 TO CHANNEL LETTERS; REVISE ARTWORK FOR E6	LANDLORD APPROVAL	DATE			
		5	08.15.17	WAM	DELETE E4, E8; REVISE E1 LAYOUT SQ. FT.; REVISE E3 SQ. FT., ADD MONUMENT AT 132 SQ. FT.				DESIGN PHASE: CONCEPTUAL	
		6	08.16.17	WAM	REVISE W TO REPLACEMENT CABINET; REVISE ARTWORK					
		7	08.24.17	WAM	REVISE TO RACEWAY MOUNT; SHOW CONNECTOR TUBING; ADD ELEC. W/HP NOTE	QC				
		8	08.30.17	DM	REVISED OAW OF E1 TO 40'-0" AND REVISED NORTH ELEVATION					
		9	08.08.00	XX	XXXX					
		10	08.08.00	XX	XXXX					

This is an original, unpublished drawing by Jones Sign Co., Inc. It is for your personal use in conjunction with a project being planned for you by JONES SIGN. It is not to be shown to anyone outside of your organization, nor is it to be used, reproduced, copied or exhibited in any fashion. Use of this design or the salient elements of this design in any sign done by any other company, without the express written permission of JONES SIGN, is forbidden by law and carries a civil forfeiture of up to 25% of the purchase price of the sign. JONES SIGN will endeavor to closely match colors, including PMS, where specified. We cannot guarantee exact matches due to varying compatibility of surface materials and paints used. All sizes and dimensions are illustrated for client's conception of project and are not to be understood as being exact size or exact scale.



EAST ELEVATION  
SCALE: 1/32" = 1'-0"

60 SQ. FT. ILLUMINATED SIGN;  
SPECIFICATIONS T.B.D.

**JONES SIGN**  
Your Vision. Accomplished.  
WWW.JONESSIGN.COM

JOB #: **225061-R9**  
DATE: 07.19.2017  
DESIGNER: A. McKinney  
SALES REP: J. Merriman  
PROJ MGR: B. Georgia

REV.	DATE	BY	DESCRIPTION
1	07.25.17	WAM	DELETE E2, E6. SIMPLIFY OUTSIDE RETAINER PATHS; E1, E3. RADIUS CORNERS; E5, E7. SIMPLIFY OUTSIDE EDGE; E4
2	07.26.17	WAM	REVISE SIGN E4 DIMENSIONS. ADD E5 SIGN
3	08.01.17	WAM	REVISE SIGN E4 - 83.5 SQ. FT.
4	08.08.17	WAM	REVISE E3, E7, E8 TO CHANNEL LETTERS. REVISE ARTWORK FOR E6
5	08.16.17	WAM	DELETE E4, E8. REVISE E1 LAYOUT SQ. FT., REVISE E3 SQ. FT., ADD MONUMENT AT 132 SQ. FT.
6	08.16.17	WAM	REVISE V TO REPLACEMENT CABINET; REVISE ARTWORK
7	08.24.17	WAM	REVISE TO RACEWAY MOUNT. SHOW CONNECTOR TUBING. ADD ELEC. WIRE NOTE
8	08.30.17	DM	REVISED DAW OF E1 TO 40'-0" AND REVISED NORTH ELEVATION
9	08.15.17	WAM	REVISE SCOPE: ADD E8 SIGN, REVISE TO 60 SQ. FT. MOUNTING TO CANOPY, ADD RENDERING
10	08.08.00	XX	XXXX

CLIENT APPROVAL	DATE
LANDLORD APPROVAL	DATE
QC	QC APPROVED By Richard Story at 3:44 pm

**GREAT WOLF LODGE**

GREAT WOLF LODGE  
1700 American Boulevard E  
Bloomington, MN 55425  
  
DESIGN PHASE: CONCEPTUAL

SHEET NUMBER

0.3



WEST ELEVATION  
SCALE: 1/32" = 1'-0"

JONES SIGN

Your Vision. Accomplished.

WWW.JONESSIGN.COM

JOB #: 225061-R8

DATE: 07.19.2017

DESIGNER: A. McKinney

SALES REP: J. Merriman

PROJ MGR: B. Georgia

REV.	DATE	BY	DESCRIPTION
1	07.25.17	WAM	DELETE E2, E6; SIMPLIFY OUTSIDE RETAINER PATHS; E1, E3: RADIUS CORNERS; E5: E7; SIMPLIFY OUTSIDE EDGE E4
2	07.26.17	WAM	REVISE SIGN E4: DIMENSIONS, ADD E5 SIGN
3	08.01.17	WAM	REVISE SIGN E4 - 80.5 SQ. FT.
4	08.08.17	WAM	REVISE E3, E7, E8 TO CHANNEL LETTERS; REVISE ARTWORK FOR E6
5	08.15.17	WAM	DELETE E4, E8; REVISE E1 LAYOUT SQ. FT.; REVISE E3 SQ. FT., ADD MONUMENT AT 192 SQ. FT.
6	08.16.17	WAM	REVISE W TO REPLACEMENT CABINET; REVISE ARTWORK
7	08.24.17	WAM	REVISE TO RACEWAY MOUNT; SHOW CONNECTOR TUBING; ADD ELEC. W/IF NOTE
8	08.30.17	DM	REVISED OAW OF E1 TO 40'-0" AND REVISED NORTH ELEVATION
9	08.08.00	XX	XXXX
10	08.08.00	XX	XXXX

CLIENT APPROVAL

DATE

LANDLORD APPROVAL

DATE

QC

GREAT WOLF LODGE

GREAT WOLF LODGE

1700 American Boulevard E

Bloomington, MN 55425

DESIGN PHASE: CONCEPTUAL

SHEET NUMBER

0.4

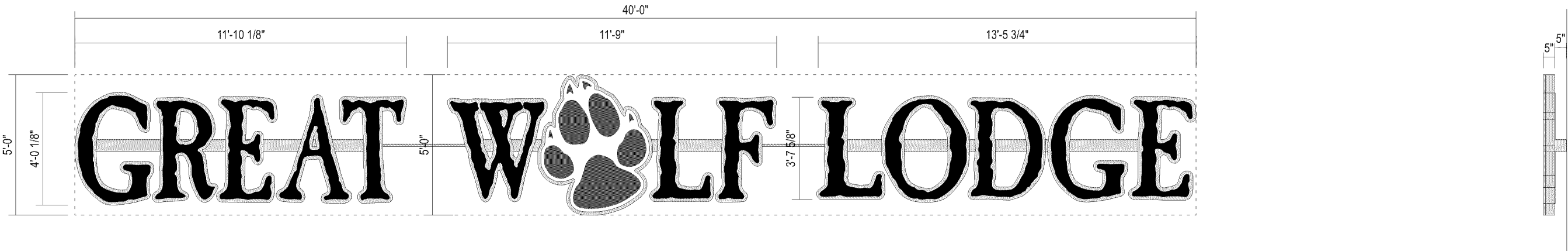
This is an original, unpublished drawing by Jones Sign Co., Inc. It is for your personal use in conjunction with a project being planned for you by JONES SIGN. It is not to be shown to anyone outside of your organization, nor is it to be used, reproduced, copied or exhibited in any fashion. Use of this design or the salient elements of this design in any sign done by any other company, without the express written permission of JONES SIGN, is forbidden by law and carries a civil forfeiture of up to 25% of the purchase price of the sign. JONES SIGN will endeavor to closely match colors, including PMS, where specified. We cannot guarantee exact matches due to varying compatibility of surface materials and paints used. All sizes and dimensions are illustrated for client's conception of project and are not to be understood as being exact size or exact scale.

E1 INTERNALLY LIT CHANNEL LETTER SIGN (QTY 1)

SQUARE FOOTAGE: 200

USD #181  
CASE FILE #PL201700150

APPROVED  
ZONING REVIEW ONLY  
NMJ 09/01/2017



FRONT VIEW - INTERNALLY ILLUMINATED LETTERS - 200 SQ FT  
SCALE: 1/4"=1'-0"

SIDE VIEW

SPECIFICATIONS

- 1. LETTERS: .150" WHITE LEXAN FACES WITH FIRST SURFACE DAY/NIGHT VINYL APPLIED V-2;
- LOGO: 150" WHITE LEXAN FACES WITH FIRST SURFACE DIGITALLY PRINTED BLOCKOUT VINYL V-3 APPLIED AND WEEDED OUT; DIGITALLY PRINTED IMAGEVUE 65/35 PERFORATED VINYL V-1 WILL BE INSET TO REPRESENT THE PAW (WILL LIGHT WHITE AT NIGHT)
- 2. 125" ALUMINUM FABRICATED TRIMCAP P-1
- 3. 5" DEPTH, .063" TH. ALUMINUM RETURNS P-1
- 4. .063" ALUMINUM B/W LETTER BACKS
- 5. INTERNALLY LIT W SLOAN PRISM LED MODULES
- 6. RACEWAY MOUNTED SLOAN LED POWER SUPPLIES
- 7. LETTERS MOUNT TO RACEWAYS P-1

NOTES  
- SOME MODIFICATION TO ARTWORK NECESSARY TO ACCOMODATE PRODUCTION  
- (1) ELECTRICAL WHIP ALLOWED PER SIGN; CONNECTING ELEMENTS NECESSARY BETWEEN COMPONENTS WITH 1" SQ. TUBE P-1

COLORS/FINISHES

- P-1 MP TO MATCH BUILDING COLOR, SATIN (T.B.D.)
- V-1 DIGITALLY PRINTED IMAGEVUE 65/35 PERFORATED FILM
- V-2 IMAGEVUE 65/35 PERFORATED FILM
- V-3 WHITE BLOCKOUT VINYL



SIMULATED NIGHT VIEW  
SCALE: N.T.S.

JONES SIGN  
Your Vision. Accomplished.  
WWW.JONESSIGN.COM

JOB #: 225061-R8  
DATE: 07.19.2017  
DESIGNER: A. McKinney  
SALES REP: J. Merriman  
PROJ MGR: B. Georgia

REV	DATE	BY	DESCRIPTION
1	07.26.17	WAM	DELETE E2, E6 SIMPLIFY OUTSIDE RETAINER PATH-S; E1 E3 RADIUS CORNERS E3 E7 SIMPLIFY OUTSIDE EDGE E4
2	07.28.17	WAM	REVISE SIGN E4 DIMENSIONS. ADD E8 SIGN
3	08.01.17	WAM	REVISE SIGN E4 - 80.5 SQ. FT.
4	08.08.17	WAM	REVISE E3, E7, E8 TO CHANNEL LETTERS. REVISE ARTWORK FOR E8
5	08.15.17	WAM	DELETE E4, E8. REVISE E1 LAYOUT. SQ. FT., REVISE E3 SQ. FT., ADD MONUMENT AT 100 SQ. FT.
6	08.18.17	WAM	REVISE M TO REPLACEMENT CABINET. REVISE ARTWORK
7	08.24.17	WAM	REVISE TO RACEWAY MOUNT. SHOW CONNECTOR TUBING. ADD ELEC. WHIP NOTE
8	08.30.17	DM	REVISED OAW OF E1 TO 40'-0" AND REVISED NORTH ELEVATION
9	09.09.00	XX	XXXX
10	09.09.00	XX	XXXX

CLIENT APPROVAL	DATE
LANDLORD APPROVAL	DATE
QC	

GREAT WOLF  
LODGE

GREAT WOLF LODGE  
1700 American Boulevard E  
Bloomington, MN 55425

DESIGN PHASE: CONCEPTUAL

SHEET NUMBER

1.0



E3 INTERNALLY LIT CHANNEL LETTER SIGN (QTY 1)

SQUARE FOOTAGE: 100

USD #181

CASE FILE #PL201700150

APPROVED  
ZONING REVIEW ONLY  
NMJ 09/01/2017

SPECIFICATIONS

- 1. LETTERS: .150" WHITE LEXAN FACES WITH FIRST SURFACE DAY/NIGHT VINYL APPLIED V-2;  
LOGO: 150" WHITE LEXAN FACES WITH FIRST SURFACE DIGITALLY PRINTED BLOCKOUT VINYL V-3 APPLIED AND WEEDED OUT; DIGITALLY PRINTED IMAGEVUE 65/35 PERFORATED VINYL V-1 WILL BE INSET TO REPRESENT THE PAW (WILL LIGHT WHITE AT NIGHT)
- 2. .125" ALUMINUM FABRICATED TRIMCAP P-1
- 3. 5" DEPTH, .063" TH. ALUMINUM RETURNS P-1
- 4. .063" ALUMINUM B/W LETTER BACKS
- 5. INTERNALLY LIT W SLOAN PRISM LED MODULES
- 6. RACEWAY MOUNTED SLOAN LED POWER SUPPLIES
- 7. LETTERS MOUNT TO RACEWAYS P-1
- 8. LETTERS TO HAVE ADDITIONAL INTERNAL REINFORCEMENT STRUCTURE

NOTES

- SOME MODIFICATION TO ARTWORK NECESSARY TO ACCOMODATE PRODUCTION
- (1) ELECTRICAL WHIP ALLOWED PER SIGN; CONNECTING ELEMENTS NECESSARY BETWEEN COMPONENTS WITH 1" SQ. TUBE P-1

COLORS/FINISHES

- P-1 MP TO MATCH BUILDING COLOR, SATIN (T.B.D.)
- V-1 DIGITALLY PRINTED IMAGEVUE 65/35 PERFORATED FILM
- V-2 IMAGEVUE 65/35 PERFORATED FILM
- V-3 WHITE BLOCKOUT VINYL



E3 FRONT VIEW - INTERNALLY ILLUMINATED CHANNEL LETTERS - 100 SQ. FT.  
SCALE: 1/2"=1'-0" SIDE VIEW



SIMULATED NIGHT VIEW  
SCALE: N.T.S.

<div>JONES SIGN</div> <div>Your Vision. Accomplished.</div> <div>WWW.JONESSIGN.COM</div>	<div>JOB #: 225061-R8</div> <div>DATE: 07.19.2017</div> <div>DESIGNER: A. McKinney</div> <div>SALES REP: J. Merriman</div> <div>PROJ MGR: B. Georgia</div>	REV	DATE	BY	DESCRIPTION	CLIENT APPROVAL		DATE	<div>GREAT WOLF LODGE</div>	GREAT WOLF LODGE	SHEET NUMBER
		1	07.26.17	WAM	DELETE E2, E6 SIMPLIFY OUTSIDE RETAINER PATH-S; E1 E3 RADIUS CORNERS E3 E7 SIMPLIFY OUTSIDE EDGE E4	LANDLORD APPROVAL		DATE		2.0	
		2	07.28.17	WAM	REVISE SIGN E4 DIMENSIONS. ADD E8 SIGN	QC		DESIGN PHASE: CONCEPTUAL			
		3	08.01.17	WAM	REVISE SIGN E4 - 80.5 SQ. FT.						
		4	08.08.17	WAM	REVISE E3, E7, E8 TO CHANNEL LETTERS. REVISE ARTWORK FOR E8						
5	08.15.17	WAM	DELETE E4, E8. REVISE E1 LAYOUT. SQ. FT., REVISE E3 SQ. FT., ADD MONUMENT AT 100 SQ. FT.								
6	08.18.17	WAM	REVISE M TO REPLACEMENT CABINET. REVISE ARTWORK								
7	08.24.17	WAM	REVISE TO RACEWAY MOUNT. SHOW CONNECTOR TUBING. ADD ELEC. WHIP NOTE								
8	08.30.17	DM	REVISED OAW OF E1 TO 40'-0" AND REVISED NORTH ELEVATION								
9	09.09.00	XX	XXXX								
10	09.09.00	XX	XXXX								

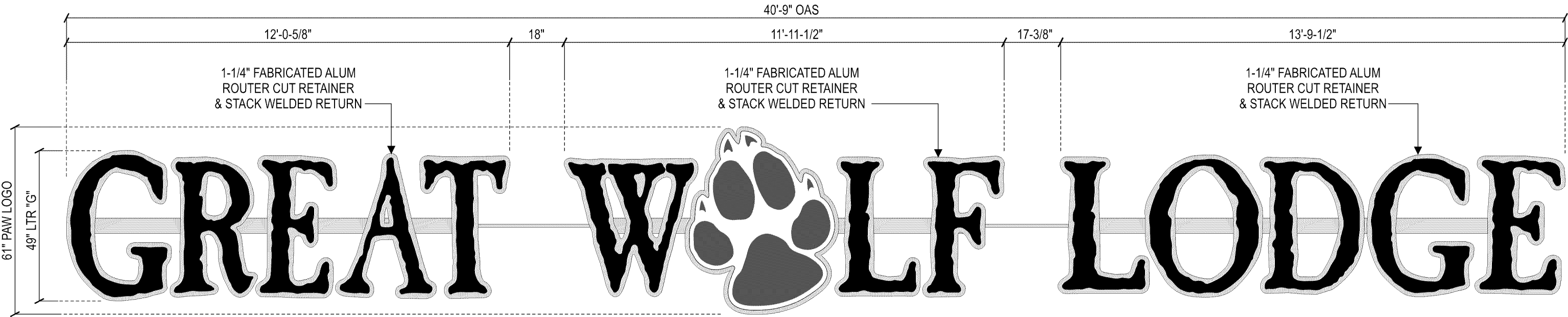
This is an original, unpublished drawing by Jones Sign Co., Inc. It is for your personal use in conjunction with a project being planned for you by JONES SIGN. It is not to be shown to anyone outside of your organization, nor is it to be used, reproduced, copied or exhibited in any fashion. Use of this design or the salient elements of this design in any sign done by any other company, without the express written permission of JONES SIGN, is forbidden by law and carries a civil forfeiture of up to 25% of the purchase price of the sign. JONES SIGN will endeavor to closely match colors, including PMS, where specified. We cannot guarantee exact matches due to varying compatibility of surface materials and paints used. All sizes and dimensions are illustrated for client's conception of project and are not to be understood as being exact size or exact scale.

E5 INTERNALLY LIT CHANNEL LETTER SIGN (QTY 1)

SQUARE FOOTAGE: 207

USD #181  
CASE FILE #PL201700150

APPROVED  
ZONING REVIEW ONLY  
NMJ 09/01/2017



E5 FRONT VIEW - INTERNALLY ILLUMINATED LETTERS - 207.00 SQ FT  
SCALE: 3/8"=1'-0"

SPECIFICATIONS

- LETTERS: .150" WHITE LEXAN FACES WITH FIRST SURFACE DAY/NIGHT VINYL APPLIED V-2;
- LOGO: .150" WHITE LEXAN FACES WITH FIRST SURFACE DIGITALLY PRINTED BLOCKOUT VINYL V-3 APPLIED AND WEEDED OUT; DIGITALLY PRINTED IMAGEVUE 65/35 PERFORATED VINYL V-1 WILL BE INSET TO REPRESENT THE PAW (WILL LIGHT WHITE AT NIGHT)
- .125" ALUMINUM FABRICATED TRIMCAP P-1
- 5" DEPTH, .063" TH. ALUMINUM RETURNS P-1
- .063" ALUMINUM B/W LETTER BACKS
- INTERNALLY LIT W SLOAN PRISM LED MODULES
- RACEWAY MOUNTED SLOAN LED POWER SUPPLIES
- LETTERS MOUNT TO RACEWAYS P-1
- LETTERS TO HAVE ADDITIONAL INTERNAL REINFORCEMENT STRUCTURE

- NOTES
- SOME MODIFICATION TO ARTWORK NECESSARY TO ACCOMODATE PRODUCTION
  - (1) ELECTRICAL WHIP ALLOWED PER SIGN; CONNECTING ELEMENTS NECESSARY BETWEEN COMPONENTS WITH 1" SQ. TUBE P-1

COLORS/FINISHES

- |  |     |  |
|--|-----|--|
|  | P-1 | MP TO MATCH BUILDING COLOR, SATIN (T.B.D.)       |
|  | V-1 | DIGITALLY PRINTED IMAGEVUE 65/35 PERFORATED FILM |
|  | V-2 | IMAGEVUE 65/35 PERFORATED FILM                   |
|  | V-3 | WHITE BLOCKOUT VINYL                             |



SIMULATED NIGHT VIEW  
SCALE: N.T.S.

**JONES SIGN**  
Your Vision. Accomplished.  
WWW.JONESSIGN.COM

JOB #: **225061-R8**  
DATE: 07.19.2017  
DESIGNER: A. McKinney  
SALES REP: J. Merriman  
PROJ MGR: B. Georgia

REV	DATE	BY	DESCRIPTION
1	07.26.17	WAM	DELETE E2, E6 SIMPLIFY OUTSIDE RETAINER PATH-S; E1 E3 RADIUS CORNERS E3 E7 SIMPLIFY OUTSIDE EDGE E4
2	07.28.17	WAM	REVISE SIGN E4 DIMENSIONS. ADD E8 SIGN
3	08.01.17	WAM	REVISE SIGN E4 - 80.5 SQ. FT.
4	08.08.17	WAM	REVISE E3, E7, E8 TO CHANNEL LETTERS. REVISE ARTWORK FOR E8
5	08.15.17	WAM	DELETE E4, E8. REVISE E1 LAYOUT. SQ. FT., REVISE E3 SQ. FT., ADD MONUMENT AT 100 SQ. FT.
6	08.18.17	WAM	REVISE M TO REPLACEMENT CABINET. REVISE ARTWORK
7	08.24.17	WAM	REVISE TO RACEWAY MOUNT. SHOW CONNECTOR TUBING. ADD ELEC. WHIP NOTE
8	08.30.17	DM	REVISED OAW OF E1 TO 40'-0" AND REVISED NORTH ELEVATION
9	00.00.00	XX	XXXX
10	00.00.00	XX	XXXX

CLIENT APPROVAL	DATE
LANDLORD APPROVAL	DATE
QC	

**GREAT WOLF**  
**LODGE**

GREAT WOLF LODGE  
1700 American Boulevard E  
Bloomington, MN 55425

DESIGN PHASE: CONCEPTUAL

SHEET NUMBER


3.0

E7    INTERNALLY LIT CHANNEL LETTER SIGN (QTY 1)

SQUARE FOOTAGE: 250.96

USD #181

CASE FILE #PL201700150



APPROVED  
ZONING REVIEW ONLY  
NMJ 09/01/2017

SPECIFICATIONS

- 1. **LETTERS:** .150" WHITE LEXAN FACES WITH FIRST SURFACE DAY/NIGHT VINYL APPLIED V-2;
- LOGO:** 150" WHITE LEXAN FACES WITH FIRST SURFACE DIGITALLY PRINTED BLOCKOUT VINYL V-3 APPLIED AND WEEDED OUT; DIGITALLY PRINTED IMAGEVUE 65/35 PERFORATED VINYL V-1 WILL BE INSET TO REPRESENT THE PAW (WILL LIGHT WHITE AT NIGHT)
- 2. 125" ALUMINUM FABRICATED TRIMCAP P-1
- 3. 5" DEPTH, .063" TH. ALUMINUM RETURNS P-1
- 4. .063" ALUMINUM B/W LETTER BACKS
- 5. INTERNALLY LIT W SLOAN PRISM LED MODULES
- 6. RACEWAY MOUNTED SLOAN LED POWER SUPPLIES
- 7. LETTERS MOUNT TO RACEWAYS P-8.
- 8. LETTERS TO HAVE ADDITIONAL INTERNAL REINFORCEMENT STRUCTURE

- NOTES**
- SOME MODIFICATION TO ARTWORK NECESSARY TO ACCOMODATE PRODUCTION
  - (1) ELECTRICAL WHIP ALLOWED PER SIGN; CONNECTING ELEMENTS NECESSARY BETWEEN COMPONENTS WITH 1" SQ. TUBE P-1

COLORS/FINISHES			
<div></div>	P-1	MP TO MATCH BUILDING COLOR, SATIN (T.B.D.)	
<div></div>	V-1	DIGITALLY PRINTED IMAGEVUE 65/35 PERFORATED FILM	
<div></div>	V-2	IMAGEVUE 65/35 PERFORATED FILM	
<div></div>	V-3	WHITE BLOCKOUT VINYL	

**SIMULATED NIGHT VIEW**  
SCALE: N.T.S.



<div>JONES SIGN</div> <div>Your Vision. Accomplished.</div> <div>WWW.JONESSIGN.COM</div>	JOB #: 225061-R8	REV. DATE BY DESCRIPTION	CLIENT APPROVAL	DATE	<div>GREAT WOLF LODGE</div>	GREAT WOLF LODGE	SHEET NUMBER
	DATE: 07.19.2017	1 07.25.17 WAM DELETE E2, E6. SIMPLIFY OUTSIDE RETAINER PATH-S. E1, E3. RADIUS CORNERS E3, E7. SIMPLIFY OUTSIDE EDGE E4.				1700 American Boulevard E	4.0
	DESIGNER: A. McKinney	2 07.28.17 WAM REVISE SIGN E4 DIMENSIONS. ADD E8 SIGN	LANDLORD APPROVAL	DATE		Bloomington, MN 55425	
	SALES REP: J. Merriman	3 08.01.17 WAM REVISE SIGN E4 - 80.5 SQ. FT.					
WWW.JONESSIGN.COM	PROJ MGR: B. Georgia	4 08.08.17 WAM REVISE E3, E7, E8 TO CHANNEL LETTERS. REVISE ARTWORK FOR E8	QC			DESIGN PHASE: CONCEPTUAL	
		5 08.15.17 WAM DELETE E4, E8. REVISE E1 LAYOUT. SQ. FT. REVISE E3 SQ. FT. ADD MONUMENT AT 100 SQ. FT.					
		6 08.18.17 WAM REVISE M TO REPLACEMENT CABINET. REVISE ARTWORK					
		7 08.24.17 WAM REVISE TO RACEWAY MOUNT. SHOW CONNECTOR TUBING. ADD ELEC. WHIP NOTE					
		8 08.30.17 DM REVISED OAW OF E1 TO 40'-0" AND REVISED NORTH ELEVATION					
		9 09.09.00 XX XXXX					
		10 09.09.00 XX XXXX					

This is an original, unpublished drawing by Jones Sign Co., Inc. It is for your personal use in conjunction with a project being planned for you by JONES SIGN. It is not to be shown to anyone outside of your organization, nor is it to be used, reproduced, copied or exhibited in any fashion. Use of this design or the salient elements of this design in any sign done by any other company, without the express written permission of JONES SIGN, is forbidden by law and carries a civil forfeiture of up to 25% of the purchase price of the sign. JONES SIGN will endeavor to closely match colors, including PMS, where specified. We cannot guarantee exact matches due to varying compatibility of surface materials and paints used. All sizes and dimensions are illustrated for client's conception of project and are not to be understood as being exact size or exact scale.

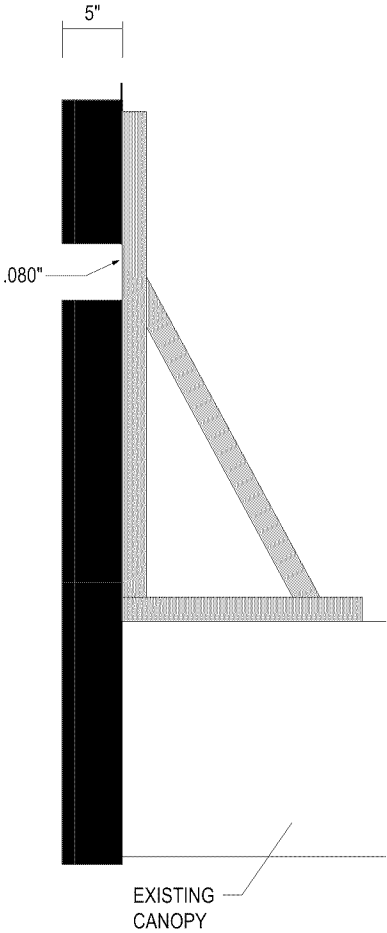
E8 INTERNALLY LIT CHANNEL LETTER SIGN (QTY 1)

SQUARE FOOTAGE: 60

USD #181

APPROVED  
ZONING REVIEW ONLY  
NMJ 09/22/2017

CASE FILE #PL201700150



SPECIFICATIONS

- 1. LETTERS: .150" WHITE LEXAN FACES WITH FIRST SURFACE DIGITAL PRINT
- 2. 1" JEWELITE TRIMCAP P-2
- 3. 5" DEPTH, .063" TH. ALUMINUM RETURNS P-1
- 4. .063" ALUMINUM B/W LETTER BACKS
- 5. INTERNALLY LIT W SLOAN PRISM LED MODULES
- 6. REMOTE LOCATED SLOAN LED POWER SUPPLIES - ACCESS TO BE PROVIDED
- 7. LETTERS MOUNT FLUSH TO BUILDING
- 8. 'GREAT WOLF' LETTERS TO HAVE .080" ALUMINUM BACKGROUND PANEL P-2
- 9. SIGN TO MOUNT TO CANOPY STRUCTURE WITH ANGLE FRAMEWORK BRACKETS, CONSTRUCTION, ATTACHMENT T.B.D.; REQUIRES ENGINEERING

NOTES

- SOME MODIFICATION TO ARTWORK NECESSARY TO ACCOMODATE PRODUCTION

COLORS/FINISHES

- P-1 MP TO MATCH BUILDING COLOR, SATIN
- P-2 MP BLACK, SATIN
- V-1 DIGITALLY PRINTED IMAGEVUE 65/35 PERFORATED FILM
- V-2 IMAGEVUE 65/35 PERFORATED FILM

E8 FRONT VIEW - INTERNALLY ILLUMIMATED CHANNEL LETTERS - 60 SQ. FT.  
SCALE: 3/4"=1'-0"

SIDE VIEW

LETTER SEPARATION  
N.T.S.



JONES SIGN  
Your Vision. Accomplished.  
WWW.JONESSIGN.COM

JOB #: 225061-R9  
DATE: 07.19.2017  
DESIGNER: A. McKinney  
SALES REP: J. Merriman  
PROJ MGR: B. Georgia

REV	DATE	BY	DESCRIPTION
1	07.26.17	WAM	DELETE E2, E6. SIMPLIFY OUTSIDE RETAINER PATH-S. E1, E3, RADIUS CORNERS E3, E7. SIMPLIFY OUTSIDE EDGE E4.
2	07.28.17	WAM	REVISE SIGN E4 DIMENSIONS. ADD E8 SIGN.
3	08.01.17	WAM	REVISE SIGN E4 - 80.5 SQ. FT.
4	08.08.17	WAM	REVISE E3, E7, E8 TO CHANNEL LETTERS. REVISE ARTWORK FOR E8.
5	08.15.17	WAM	DELETE E4, E8. REVISE E1 LAYOUT. SQ. FT., REVISE E3 SQ. FT., ADD MONUMENT AT 100 SQ. FT.
6	08.18.17	WAM	REVISE M TO REPLACEMENT CABINET. REVISE ARTWORK.
7	08.24.17	WAM	REVISE TO RACEWAY MOUNT. SHOW CONNECTOR TUBING. ADD ELEC. WHIP NOTE.
8	08.30.17	DM	REVISED CAW OF E1 TO 40'-0" AND REVISED NORTH ELEVATION.
9	09.15.17	WAM	REVISE SCOPE: ADD E8 SIGN, REVISE TO 60 SQ. FT. MOUNTING TO CANOPY, ADD RENDERING.
10	00.00.00	XX	XXXX

CLIENT APPROVAL	DATE
LANDLORD APPROVAL	DATE
QC	QC APPROVED By Richard Story at 9:44 pm

GREAT WOLF  
LODGE

GREAT WOLF LODGE  
1700 American Boulevard E  
Bloomington, MN 55425

DESIGN PHASE: CONCEPTUAL

SHEET NUMBER

6.0

This is an original, unpublished drawing by Jones Sign Co., Inc. It is for your personal use in conjunction with a project being planned for you by JONES SIGN. It is not to be shown to anyone outside of your organization, nor is it to be used, reproduced, copied or exhibited in any fashion. Use of this design or the salient elements of this design in any sign done by any other company, without the express written permission of JONES SIGN, is forbidden by law and carries a civil forfeiture of up to 25% of the purchase price of the sign. JONES SIGN will endeavor to closely match colors, including PMS, where specified. We cannot guarantee exact matches due to varying compatibility of surface materials and paints used. All sizes and dimensions are illustrated for client's conception of project and are not to be understood as being exact size or exact scale.

M D/F EXTERNALLY ILLUMINATED REPLACEMENT CABINET FOR EXISTING MONUMENT SIGN (Qty 1)

SQUARE FOOTAGE: 71.5

USD #181

CASE FILE #PL201700150

APPROVED

ZONING REVIEW ONLY

NMJ 09/01/2017



EXISTING

SCALE: N.T.S.



PROPOSED

SCALE: N.T.S.

- SPECIFICATIONS
- 1. HDU PANELS SANDBLASTED, PAINT TO MATCH BRAND COLORS; LOGO INCISED INTO HDU PANEL
  - 2. PANELS MOUNT TO FABRICATED ALUMINUM CABINET
  - 3. CABINET TO INSTALL ONTO EXISTING SIGN BASE


- NOTES
- SURVEY OF EXISTING SIGN REQUIRED
  - EXISTING CABINET TO BE REMOVED, DISCARDED

- COLORS/FINISHES
- P-2 MP TO MATCH PMS 704C, SATIN
  - P-3 MP BLACK, SATIN
  - P-4 MP TO MATCH PMS 468C (50%), SATIN



FRONT VIEW - D/F EXTERNALLY ILLUMINATED REPLACEMENT CABINET - 71.5 SQ. FT.

SCALE: 1/2"=1'-0"



SIDE VIEW



PROPOSED

SCALE: N.T.S.

<div>JONES SIGN</div> <div>Your Vision. Accomplished.</div> <div>WWW.JONESSIGN.COM</div>	<div>JOB #: 225061-R8</div> <div>DATE: 07.19.2017</div> <div>DESIGNER: A. McKinney</div> <div>SALES REP: J. Merriman</div> <div>PROJ MGR: B. Georgia</div>	REV	DATE	BY	DESCRIPTION	CLIENT APPROVAL		DATE	<div>GREAT WOLF LODGE</div>	GREAT WOLF LODGE	SHEET NUMBER
		1	07.26.17	WAM	DELETE E2, E6. SIMPLIFY OUTSIDE RETAINER PATH'S. E1, E3, RADIUS CORNERS E3, E7. SIMPLIFY OUTSIDE EDGE E4.	LANDLORD APPROVAL		DATE		1700 American Boulevard E	5.0
		2	07.28.17	WAM	REVISE SIGN E4 DIMENSIONS. ADD E8 SIGN.					Bloomington, MN 55425	
		3	08.01.17	WAM	REVISE SIGN E4 - 80.5 SQ. FT.	QC				DESIGN PHASE: CONCEPTUAL	
		4	08.08.17	WAM	REVISE E3, E7, E8 TO CHANNEL LETTERS. REVISE ARTWORK FOR E8.						
		5	08.15.17	WAM	DELETE E4, E8. REVISE E1 LAYOUT. SQ. FT., REVISE E3 SQ. FT., ADD MONUMENT AT 100 SQ. FT.						
		6	08.18.17	WAM	REVISE M TO REPLACEMENT CABINET. REVISE ARTWORK.						
		7	08.24.17	WAM	REVISE TO RACEWAY MOUNT. SHOW CONNECTOR TUBING. ADD ELEC. WHIP NOTE.						
		8	08.30.17	DM	REVISED OAW OF E1 TO 40'-0" AND REVISED NORTH ELEVATION.						
		9	09.09.00	XX	XXXX						
		10	09.09.00	XX	XXXX						

This is an original, unpublished drawing by Jones Sign Co., Inc. It is for your personal use in conjunction with a project being planned for you by JONES SIGN. It is not to be shown to anyone outside of your organization, nor is it to be used, reproduced, copied or exhibited in any fashion. Use of this design or the salient elements of this design in any sign done by any other company, without the express written permission of JONES SIGN, is forbidden by law and carries a civil forfeiture of up to 25% of the purchase price of the sign. JONES SIGN will endeavor to closely match colors, including PMS, where specified. We cannot guarantee exact matches due to varying compatibility of surface materials and paints used. All sizes and dimensions are illustrated for client's conception of project and are not to be understood as being exact size or exact scale.