Case 7073A-84

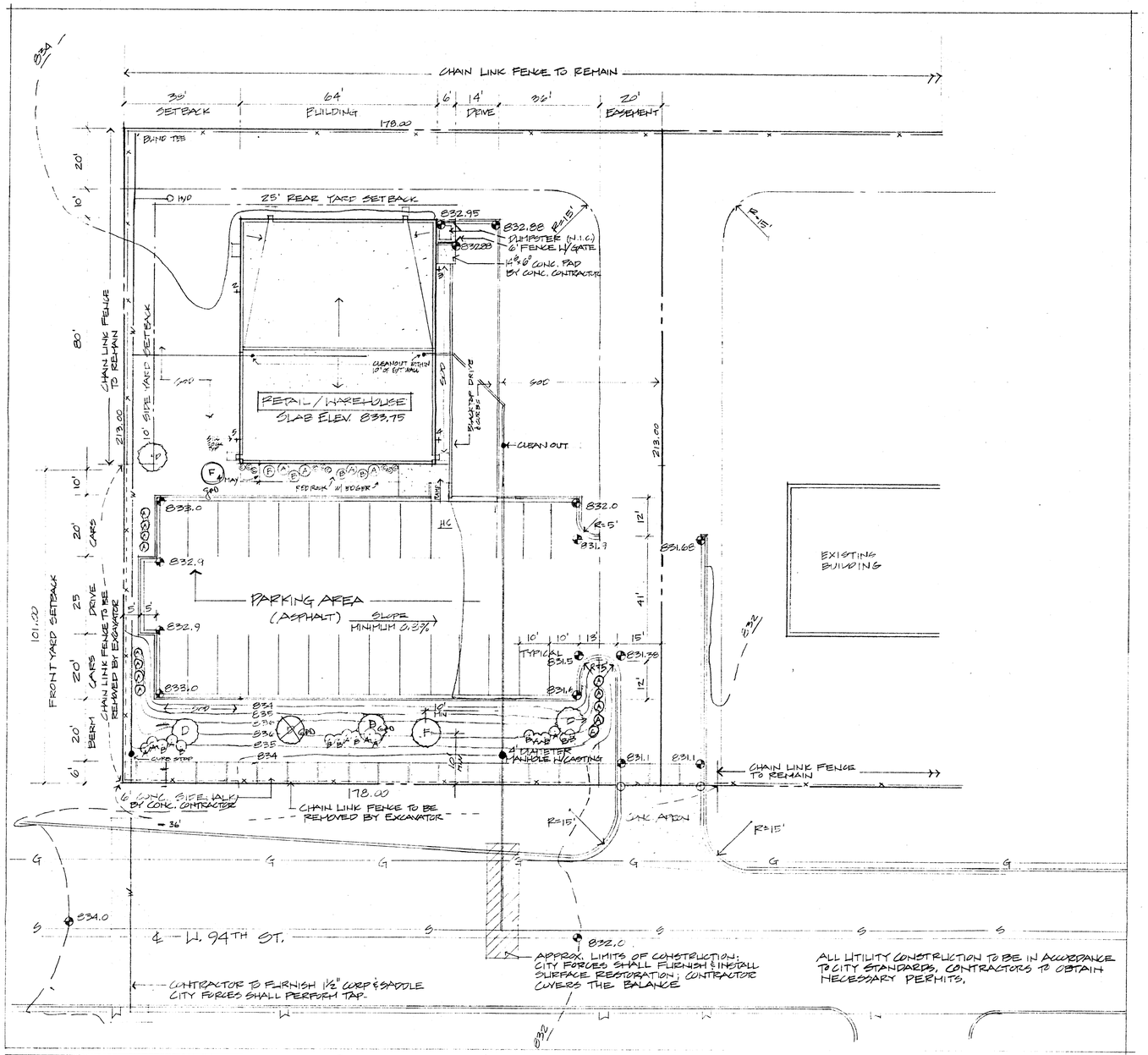

ALL UTILITY CONSTRUCTION TO BE IN ACCORDANCE TO CITY STANDARDS, CONTRACTORS TO OBTAIN NECESSARY PERMITS.

SITE PLAN

SCALE: 1" = 20'-0"

Planning
CITY OF BLOOMINGTON, MN
LANDSCAPE PLAN APPROVED
By Carlton D. Bowker for ABG
Director of Planning
Date 7/12/84

Notes:
1) Alterations to approved landscape plan must be approved by the Director of Planning

SITE DATA

SITE AREA	37,914 S.F.
CURRENT ZONING	I-3
PROPOSED ZONING	CONDITIONAL USE
BUILDING SITE COVERAGE	5120 S.F. = 13.5%
BUILDING AREAS	
RETAIL	2432 S.F.
OFFICE	768 S.F.
WAREHOUSE	2688 S.F.
PARKING REQUIRED	25 SPACES
PARKING PROPOSED	25 SPACES
SETBACKS REQUIRED	
FRONT YARD	35'
REAR YARD	25'
SIDE YARD	@ STREET = 35'; OTHER = 10'
MINIMUM LOT WIDTH:	100' PROPOSED: 178'
AREA OF ASPHALT:	%
AREA OF GREENERY:	%

LANDSCAPING SCHEDULE

KEY	NAME	QUAN	SIZE	R.T.
A	GOLDEN NINEBARK, DWARF	25	18"	B.B.
B	PURPLE SAND CHERRY	13	36"	B.B.
C	SPREADING JUNIPER	9	24"	B.B.
D	M.S. ASH	4	2½"	B.B.
F	JAPANESE TREE LILAC	2	2'	B.B.

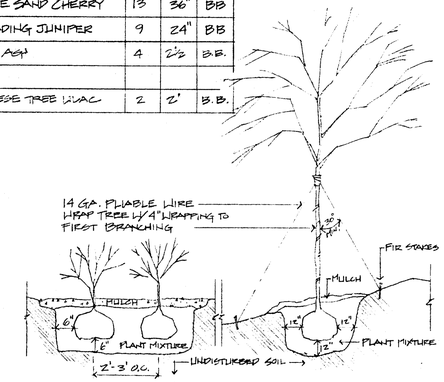

SHRUB PLANTING DECIDUOUS TREE

SHEET SCHEDULE

#	SHEET TITLE	REVISION DATES
1	SITE PLAN	
	SCHEDULES	
2	MAIN FLOOR PLAN	
	MEZZANINE PLAN	
3	BUILDING SECTIONS	
	DETAILS	
4	ELEVATIONS	
	REFLECTED CEILING PLAN	

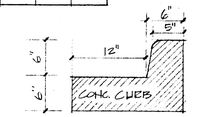

B 612 CONC. CURB

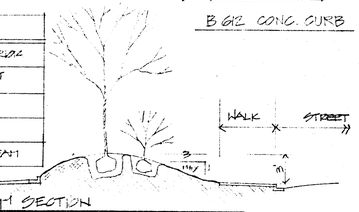

BERM SECTION

WINDOW SCHEDULE

SYM	LOCATION	QUAN	SIZE	TYPE	REMARKS
A	CHECKOUT	1	6'0" x 2'8"	1" INSULATED TEMPERED GL.	H.M. FRAME, PUSH W/ SITBRIDGE TOP HEAD
B	RETAIL	2	2'6" x 6'4"	1" INSULATED GLASS	H.M. FRAME, 6'-8" HEAD HT
C	OFFICE 2	1	4'0" x 2'0" H	1" INSULATED GL.	H.M. FRAME 6'-8" HEAD HT.
D	OFFICE 1	1	2'0" x 2'0" H	ONE WAY GLASS	H.M. FRAME 6'-8" HEAD
E	MEZZ	6	6'0" x 2'0" H	1" INSULATED GLASS	HEAD 2'-4" UNDER STL. BEAM
F	ENTRY	2	4'0" x 3'0" H	1" INSUL. GL.	6'-8" HEAD H.M. FRAME

DOOR SCHEDULE

SYM	LOCATION	QUAN.	SIZE	DOOR TYPE	FR. TYPE	REMARKS
1	ENTRY	1	3'0" x 6'8"	MTL & GLASS	METAL	W/ 12" SIDELIGHT, TEMPERED GL. - 4' HEAD, THRESHOLD, WEATHERSTRIP
2	ENTRY	1	3'0" x 6'8"	MTL & GLASS	METAL	W/ THRESHOLD, WEATHERSTRIP
3	DRESSING	2	2'0" x 6'8"	WD. LOUVER	WD	
4	BATHROOMS	2	3'0" x 6'8"	WD. H.C.	WOOD	W/ HANDICAP HARDWARE
5	D WAREHOUSE	1	3'0" x 6'8"	METAL	METAL	
6	OFFICES	2	2'8" x 6'8"	WD. S.C.	WOOD	
7	LEFT SIDE WASHS	1	3'0" x 6'8"	METAL	METAL	
8	WORKROOM	1	2'8" x 6'8"	WD. H.C.	WOOD	24" x 24" GLASS LIGHT
9	RIGHT SIDE WASHS	1	6'0" x 6'8"	METAL	METAL	1 DOOR HINGED, 1 FIXED, METAL THRESHOLD

ROOM FINISH SCHEDULE

ROOMS		ENTRY	RETAIL	DRESS	SALES	BATH	OFF 1	OFF 2	OFF 3	WORKROOM	WASHS					
FLOOR		QUARRY TILE ON CONC.	CARPET BASE TO CONC	CARPET BASE TO CONC.	CARPET	CERAMIC TILE ON CONC	CARPET	CARPET	CARPET	CONC. BROOM FINISH	CONC. BROOM FINISH					
WALLS	NORTH	12" WALL W SHTRK SPRAY TEXT	12" WALL W 5/8 ROCK SPRAY TEXT	5/8 ROCK S.T. PAINT 1 CT	5/8 ROCK S.T. FT. 1 CT	5/8 WERK S.T. FT. 1 CT	5/8 ROCK S.T. FT. 1 CT	5/8 ROCK S.T. FT. 1 CT	5/8 ROCK S.T. FT. 1 CT	5/8 ROCK TAPE & SAND	EXPOSED CONC BLK					
	SOUTH	SEE NORTH	SEE NORTH	SEE NO.	SEE NO.	SEE NO.	SEE NO.	SEE NO.	SEE NO	SEE NO	5/8" ROCK TAPE & SAND					
	EAST	SEE NORTH	SEE NO.	SEE NO.	SEE NO	3' HIGH S.T. 5/8 ROCK ABOVE PAINT	SEE NO.	SEE NO.	SEE NO.	EXPOSED CONC BLK	EXPOSED CONC BLK					
	WEST	SEE NORTH	SEE NO	SEE NO.	SEE NO.	SEE NO.	SEE NO.	SEE NO	SEE NO	SEE NO	SEE NO					
CEILING MAT'L		7/8 SPRAY 1x3 SKD ON 5/8" ROCK	SEE ENTRY	OPEN TO CEILING ABOVE	5/8" ROCK SPRAY TEXT	5/8 ROCK SPRAY TEXT	5/8 ROCK S.T.	5/8 ROCK S.T.	OPEN TO ABOVE	5/8 ROCK TAPE/SAND ON 2x12's	OPEN TO STL JOISTS					
FINISH		WD BASE	1x3 R.S.C. BASE & BLK	1x3 R.S.C. BASE	1x3 R.S.C. BASE	WD BASE	1x3 R.S.C. BASE	1x3 R.S.C. BASE	1x3 R.S.C. BASE							
REMARKS																

REV. 6-30-84

SITE PLAN
LANDSCAPE PLAN

I HEREBY CERTIFY THAT THIS PLAN WAS PREPARED BY ME OR UNDER MY DIRECT SUPERVISION AND THAT I AM A DULY REGISTERED ARCHITECT UNDER THE LAWS OF THE STATE OF MINN. REG. # 1587 DATE 5-29-1711

PRO·GOLF

1000 W. 94th St.
Bloomington, Min.
Owner: Dave Hamza

BRUCE LEHRER ARCHITECT

3640 Louisiana Avenue North
New Hope, Mn. 55427
595-0487

SHEET NO. 1 OF 4 SHEETS

Approved Plan