

# Summary Report

26 August 2020 - 28 April 2025

## Let's Talk Bloomington

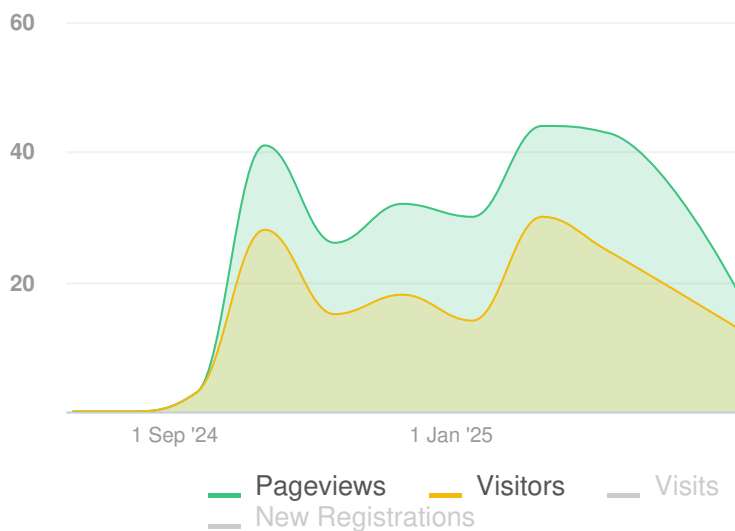
PROJECTS SELECTED: 1

Small Business Codes and Processes

FULL LIST AT THE END OF THE REPORT



### Visitors Summary



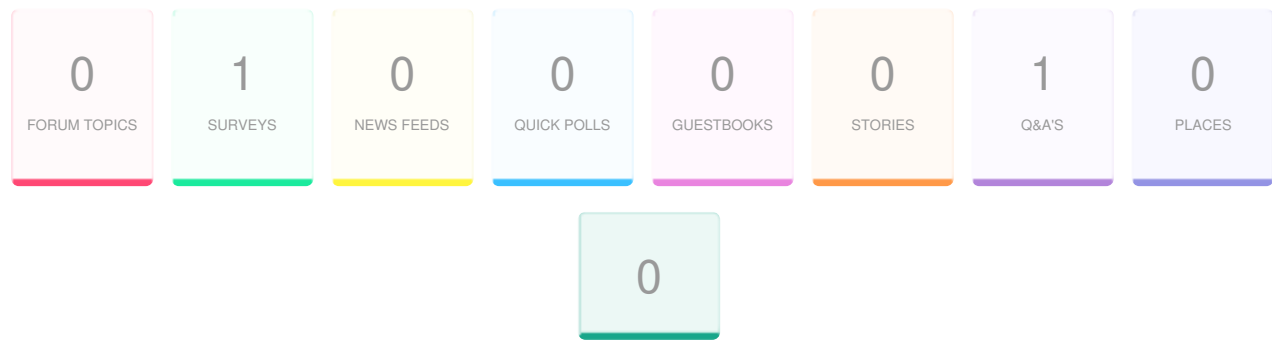
### Highlights

TOTAL VISITS	MAX VISITORS PER DAY	
173	16	
NEW REGISTRATIONS		
0		
ENGAGED VISITORS	INFORMED VISITORS	AWARE VISITORS
2	36	92

## PARTICIPANT SUMMARY

ENGAGED	2 ENGAGED PARTICIPANTS			(%)
		Registered	Unverified	Anonymous
INFORMED	Contributed on Forums	0	0	0
	Participated in Surveys	0	0	2
	Contributed to Newsfeeds	0	0	0
	Participated in Quick Polls	0	0	0
AWARE	Posted on Guestbooks	0	0	0
	Contributed to Stories	0	0	0
	Asked Questions	0	0	0
	Placed Pins on Places	0	0	0
	Contributed to Ideas	0	0	0
* A single engaged participant can perform multiple actions				* Calculated as a percentage of total visits to the Project
ENGAGED	36 INFORMED PARTICIPANTS			(%)
		Participants		
INFORMED	Viewed a video	0		
	Viewed a photo	4		
	Downloaded a document	22		
	Visited the Key Dates page	0		
AWARE	Visited an FAQ list Page	0		
	Visited Instagram Page	0		
	Visited Multiple Project Pages	14		
	Contributed to a tool (engaged)	2		
* A single informed participant can perform multiple actions				* Calculated as a percentage of total visits to the Project
ENGAGED	92 AWARE PARTICIPANTS			
		Participants		
INFORMED	Visited at least one Page	92		
AWARE				
* Aware user could have also performed an Informed or Engaged Action				* Total list of unique visitors to the project

# ENGAGEMENT TOOLS SUMMARY



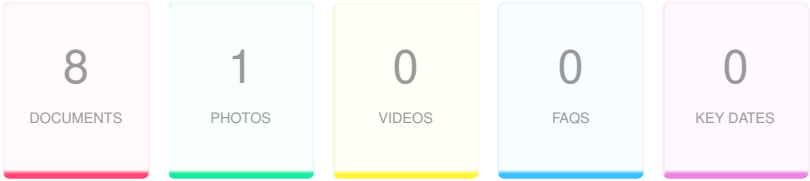
SURVEYS SUMMARY	
1	Surveys
2	Contributors
2	Submissions

TOP 3 SURVEYS BASED ON CONTRIBUTORS	
2	Contributors to Small Business Codes and Processes Survey

Q & A SUMMARY	
1	Q&As
0	Contributors
0	Questions

TOP 3 Q & A BASED ON CONTRIBUTORS	
0	Contributors to Q&A

INFORMATION WIDGET SUMMARY



DOCUMENTS	
8	Documents
22	Visitors
46	Downloads

TOP 3 DOCUMENTS BASED ON DOWNLOADS		
24	6	3
Downloads	Downloads	Downloads
Exhibit D Rooftop Equipment Screening Code Changes 12/19/2024	Presentation Slides CC 01/06/2025	Staff Report CC 01/06/2025

PHOTOS	
1	Photos
4	Visitors
4	Views

TOP 3 PHOTOS BASED ON VIEWS	
4	
Views	
Levels of Engagement Inform Consult _2.jpg	

## TRAFFIC SOURCES OVERVIEW

REFERRER URL	Visits
www.google.com	36
www.bloomingtonmn.gov	4
android-app	1
duckduckgo.com	1
link.edgepilot.com	1
mail.google.com	1
playful-meringue-fb58bc.netlify.app	1
www.bing.com	1

## SELECTED PROJECTS - FULL LIST

PROJECT TITLE	AWARE	INFORMED	ENGAGED
Small Business Codes and Processes	92	36	2