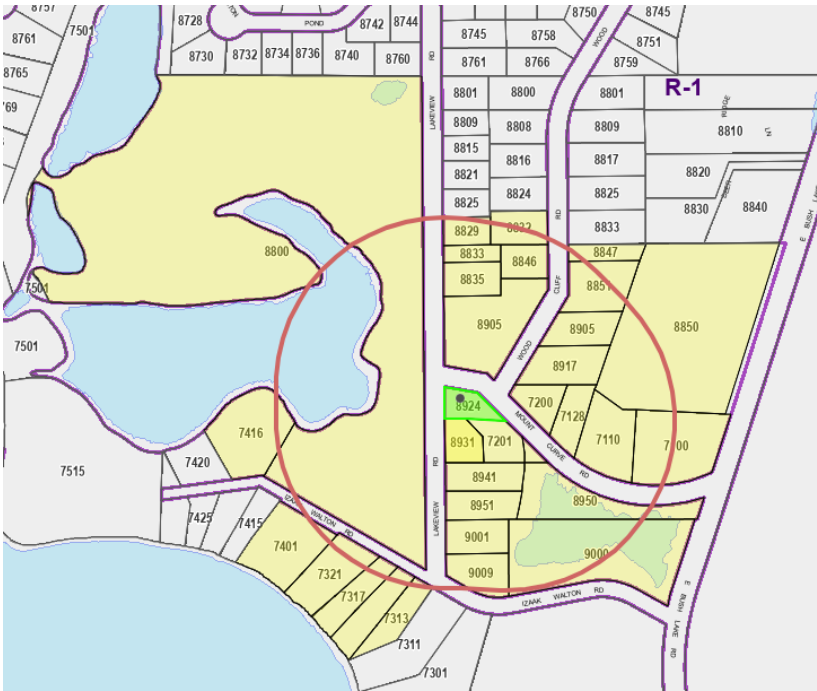





# City of Bloomington Notification Map



Case #PL2026-77

Subject Properties: 8924 MOUNT CURVE ROAD, BLOOMINGTON MN, 55438

-  Notification Boundary (500 feet)
-  Subject Property/Properties
-  Notified Properties



PETERSON, KYLE R  
8846 WOOD CLIFF RD  
BLOOMINGTON, MN 55438

HANSEN, STEVEN RAY  
8905 WOOD CLIFF RD  
BLOOMINGTON, MN 55438

JORGENSEN TODD A  
8931 LAKEVIEW RD  
BLOOMINGTON, MN 55438

CITY OF BLOOMINGTON  
1800 W OLD SHAKOPEE RD  
BLOOMINGTON, MN 55431

ALCIVAR THOMAS A  
7201 MOUNT CURVE RD  
BLOOMINGTON, MN 55438

SCHWARTZ MARY M  
8951 LAKEVIEW RD  
BLOOMINGTON, MN 55438

SCHERER MICHAEL C  
7110 MOUNT CURVE RD  
BLOOMINGTON, MN 55438

MURAROVA MARTA  
8835 LAKEVIEW RD  
BLOOMINGTON, MN 55438

NAUMAAN AHMED  
7100 MOUNT CURVE RD  
BLOOMINGTON, MN 55438

TERRY JENNIFER K R TRUST  
8850 DEER RIDGE LN  
BLOOMINGTON, MN 55438

WEISERT LLOYD E  
8941 LAKEVIEW RD  
BLOOMINGTON, MN 55438

DALE, KATHERINE E  
7321 IZAAK WALTON RD  
BLOOMINGTON, MN 55438

KOKES, WARREN JOSEPH  
9009 LAKEVIEW RD  
BLOOMINGTON, MN 55438

MOORHEAD, ELIZABETH ANN  
8905 LAKEVIEW RD  
BLOOMINGTON, MN 55438

SHAFFER, NICOLA J

MAC ADAMS, ANN R  
8917 WOOD CLIFF RD  
BLOOMINGTON, MN 55438

MAGNUSON, MATTHEW G  
8829 LAKEVIEW RD  
BLOOMINGTON, MN 55438

DALE FAMILY TRUST  
7401 IZAAK WALTON RD  
BLOOMINGTON, MN 55438

SALITERMAN MARK D  
7128 MOUNT CURVE RD  
BLOOMINGTON, MN 55438

SEVERSON TERRY L  
7200 MOUNT CURVE RD  
BLOOMINGTON, MN 55438

BECKMANN EDWARD E  
8832 WOOD CLIFF RD  
BLOOMINGTON, MN 55438

GRIMM FREDERICK J  
8833 LAKEVIEW RD  
BLOOMINGTON, MN 55438

ACCOLA, BENJAMIN  
9001 LAKEVIEW RD  
BLOOMINGTON, MN 55438

VAGI, ROBERT L  
8924 MOUNT CURVE RD  
BLOOMINGTON, MN 55438

JENSEN, DELPHINE M  
7416 IZAAK WALTON RD  
BLOOMINGTON, MN 55438

THOMAS PHILIP D  
8851 WOOD CLIFF RD  
BLOOMINGTON, MN 55438